



TAKING CONTROL WITH STYLE



CATALOGUE PAGES INSIDE

#LegrandImprovingLives



LIVE THE ADVANTAGE

Taking control with style

Legrand KNX offers a comprehensive range of solutions with innovative features, so you can provide your customers with an elegant, optimised, flexible and open installation.

Wiring devices

Adding style to your installations



> See pages 2 to 5

Sensors

For every need, in every space



> See pages 6 to 9

Controllers

For all light sources... and more!



> See pages 10-11



**CONFIGURE AND PROGRAM
YOUR LEGRAND KNX SYSTEM
WITH ETS SOFTWARE!**



Beyond providing optimum control of lighting, shutters, temperature and socket outlets, the KNX protocol is interoperable with all applications installed: you are free to complete your project with other products (heating and ventilation, fire alarms, emergency lighting, etc.) or software leveraging the KNX standard, whoever supplies them!

Legrand KNX solutions can therefore be integrated into an active general building management system, making it possible to display consumption or to be alerted when a fault occurs!

Wiring devices

Adding style to your installations

Combining performance with aesthetics, control units are available in 3 decorative ranges.


MALLIA™ SENSES

Flat, thin and sleek design, fully expressing creativity and style, and letting elegance soar. The profile of the switch, covered by an integrated rocker, sketches a light curve that is soft to the touch and easy on the eye.



LIVING NOW™

Pure design and streamlined geometric forms with a compact and distinctive shape, featuring totally flush surfaces. The result of perfectly aligned light switch elements and sophisticated details.



ARTEOR™

Minimalist and sober design, offering carefully crafted masterpieces to give any space an elegant yet discrete look, adding to the design without distracting attention. A design philosophy defined by clean lines and a pared-down look.



Wiring devices

The must-haves!

We have selected for you 5 essential solutions from our offering, for installations combining performance and comfort!



ALL-IN-ONE THERMOSTAT WITH PUSH-BUTTONS

(Mallia™ Senses)

- Control any kind of HVAC (ON-OFF valves, ON-OFF FCU and 0-10V FCU or VRV/VRF systems)
- Set point, fan speed, mode control
- 4, 6 or 8 push-buttons for lighting, shutters, scenarios
- Proximity sensor (white and silver finishes only)



THERMOSTAT

(Living Now™)

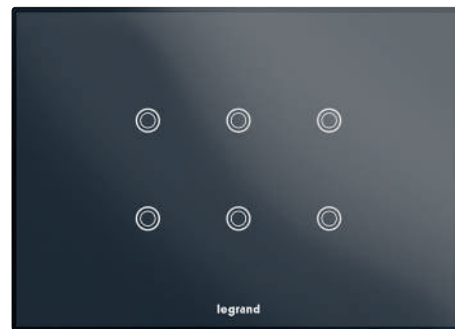
- Control any kind of HVAC (ON-OFF valves, ON-OFF FCU and 0-10V FCU or VRV/VRF systems)
- Set point, fan speed, mode control



STANDARD 4 AND 6 PUSH-BUTTONS

(Living Now™)

- Lighting, shutters, scenarios
- 4 or 6 independent push-buttons
- Different functions for short and long press
- RGB LEDs : set color and brightness



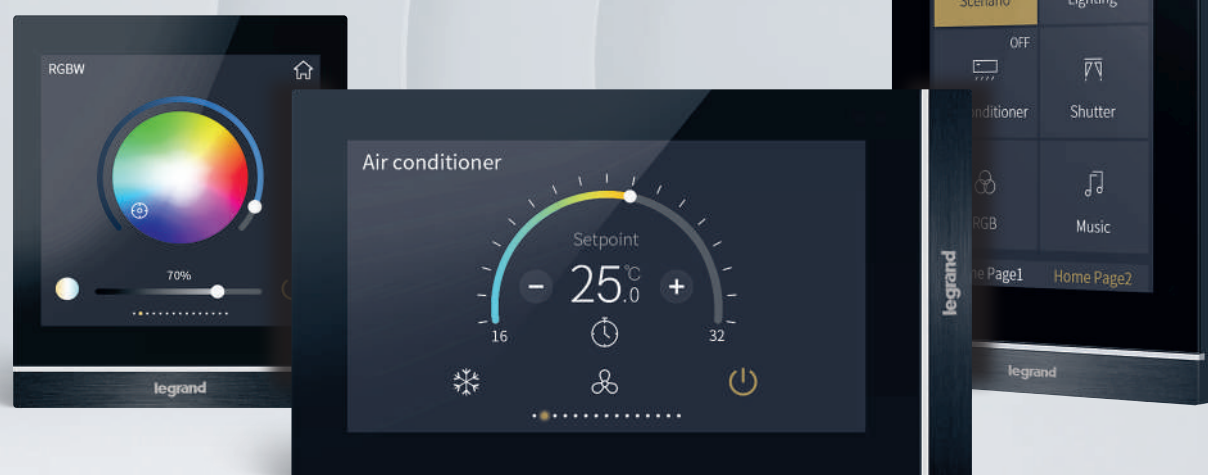
GLASS PUSH-BUTTONS

(Arteor™)

- Lighting, shutters, scenarios
- 4 or 6 independent push-buttons
- Different functions for short and long press
- RGB LEDs : set color and brightness

TOUCH SCREENS

- 4 and 5 inch colour displays
- Horizontal (5 inch only) or vertical installations
- Customizable themes
- 15 pages for KNX control
- Logic and time functions embedded



Full KNX control on 15 pages including:

- switching, dimming, curtains and scene control, and switch indicator
- RGB, RGBW, RGBCW control and colour temperature setting
- HVAC control
- room temperature sensor
- air quality detected value display
- energy metering value display
- audio control

Logic - timed functions:

- weekly timer function
- scene group function
- max. 16 timing functions
- 8 group events
- 8 logic functions (support AND, OR, XOR, logic gate forwarding, threshold comparator, conversion of different data types)

Sensors

For every need, in every space

Thanks to their diversity in terms of form factor and technology, Legrand KNX sensors ensure perfect detection and control in any location.



Solutions suitable for all spaces: entrance halls, corridors, individual offices, storage rooms, warehouses, etc.

OPTIMUM FLEXIBILITY OF INSTALLATION

The range has been designed to provide solutions for all types of installation (wall or ceiling), mounting (flush or surface), spaces and site constraints.



ENERGY EFFICIENCY & OPERATING PERFORMANCE

Apart from simple ON/OFF and dimming controls, sensors provide **access to the advanced automation functions required in any energy-efficient building**: standby/ maintained dimming, programmed lighting maintenance as well as scenario triggering dependent on presence/absence, natural light levels or time.



In combination with controllers, sensors provide a better understanding of the detection area and make it possible to **adapt lighting in response to natural light levels**.

The operation and programming of sensors can be **adapted according to external parameters** (e.g. over-consumption, alarm, etc.).



SUPERVISION SYSTEM

KNX sensors provide any supervision system with useful key information:

- indication of presence
- load status and dimming level (as a %)
- light level in real time (in lux)

Sensors

The power of 2 detection technologies

Offering solutions in 2 detection technologies, our range of sensors ensures you find the right solution for your project and the specific requirements of your site.



INFRARED DETECTION (PIR)

Suitable for detecting wide amplitude movements such as walking, infrared technology provides optimum lighting management in passage areas such as corridors.






DUAL TECHNOLOGY

The exclusive coupling of two technologies (PIR + ultrasound detection or high density lens) consolidates the presence information and guarantees the detection of smaller movements for greater effectiveness, which makes the difference in work areas.

Controllers

For all light sources... and more!

Designed for centralized installation, Legrand KNX modular controllers offer maximum flexibility for optimal control of lighting, shutters and HVAC.



ON/OFF MULTIFUNCTION CONTROLLERS

A complete offer to suit all your needs while ensuring optimal simplicity:

- ON/OFF solutions with 8, 12, 16 or 20 outputs
- ON/OFF solutions with 8 outputs/8 inputs or 20 outputs/18 inputs
- each solution enables ON/OFF control of lighting, shutters and HVAC

**SAME DEVICE
FOR ON/OFF
CONTROL
OF LIGHTING,
SHUTTERS
AND HVAC!**





DIMMING CONTROLLERS

Solutions offering all the dimming technologies you need:
- DALI
- 1-10V



KNX building automation

manual control units and thermoregulation - selection charts

MANUAL CONTROL UNITS	INTERNATIONAL STANDARD	BRITISH STANDARD	GERMAN & ITALIAN STANDARDS
	Arteor	Mallia Senses	Living Now
4 channels	0 675 71 (basic) 5 735 04 (touch - White) 5 735 05 (touch - Black)	2 810 24MW (White) 2 810 24DS (Silver) 2 810 24BB (Black)	K4651M2KNX
4 channels + thermostat	-	2 810 27MW (White) 2 810 27DS (Silver) 2 810 27BB (Black)	-
6 channels	5 735 12 (touch - White) 5 735 13 (touch - Black)	2 810 25MW (White) 2 810 25DS (Silver) 2 810 25BB (Black)	K4651M3KNX
6 channels + thermostat	-	2 810 28MW (White) 2 810 28DS (Silver) 2 810 28BB (Black)	-
8 channels	-	2 810 26MW (White) 2 810 26DS (Silver) 2 810 26BB (Black)	-
8 channels + thermostat	-	2 810 29MW (White) 2 810 29DS (Silver) 2 810 29BB (Black)	-
Temperature control	0 674 64	-	KG4691F3KNX

KNX building automation

sensors - selection chart

	TECHNOLOGY	
	DUAL TECHNOLOGY PIR + Ultrasound	IR
Corridors (ceiling)	-	0 489 19
Car parks and cellars (wall)	-	0 489 21
Small premises and bathrooms (wall)	-	5 740 37 (Arteor - White) 5 740 79 (Arteor - Magnesium)
Work spaces (ceiling)	0 489 18	0 489 22

KNX building automation

controllers - selection charts

	TYPE	NUMBER OF OUTPUTS			
		8 outputs	12 outputs	16 outputs	20 outputs
On/Off	Multifunction	0 026 72	0 026 74	0 026 76	0 026 78
	Multifunction + inputs	0 026 73 (8 inputs)	-	-	0 026 79 (18 inputs)

	TYPE OF LOAD	
	DALI	1-10V
Dimming	0 026 65 (Broadcast, 64 ballast, 16 groups) 0 028 91 & 0 028 92 (Addressable 64 ballast)	0 026 68 (10 outputs)

KNX building automation

KNX manual control units



Connected directly to KNX cable (supplied with tap-off connector)
The control unit must be programmed using ETS software

Pack	Cat.Nos	Mallia™ Senses wired control units
1	2 810 24MW	<p>Used to control lighting (ON/OFF, dimming, scenario, forcing), roller shutters (raise, lower, stop), awnings, and other receivers Supplied complete</p> <p>4 channels control unit - 2 buttons</p> <ul style="list-style-type: none"> ○ White ● Silver ● Black <p>6 channels control unit - 3 buttons</p> <ul style="list-style-type: none"> ○ White ● Silver ● Black <p>8 channels control unit - 4 buttons</p> <ul style="list-style-type: none"> ○ White ● Silver ● Black
1	2 810 24DS	
1	2 810 24BB	
1	2 810 25MW	<p>Used to control lighting (ON/OFF, dimming, scenario, forcing), roller shutters (raise, lower, stop), awnings, and other receivers Fitted with programmable RGB LEDs (12 colours available) for displaying load status and system status feedback (normal, forced, override, day/night pilot light, etc.), alarms</p> <p>4 channels control unit - 2 buttons</p> <p>To be equipped with key covers, Arteor plates and Batibox support frames</p> <p>4 channels touch control units Supplied complete with white or black touch plates To be fitted with Batibox support frames</p> <ul style="list-style-type: none"> ○ White - for BS flush-mounting boxes ● Black - for BS flush-mounting boxes <p>6 channels touch control units Supplied complete with white or black touch plates</p> <ul style="list-style-type: none"> ○ White ● Black
1	2 810 25DS	
1	2 810 25BB	
1	2 810 26MW	<p>Used to control lighting (ON/OFF, dimming, scenario, forcing), roller shutters (raise, lower, stop), awnings, and other receivers Fitted with programmable RGB LEDs (12 colours available) for displaying load status and system status feedback (normal, forced, override, day/night pilot light, etc.), alarms</p> <p>4 channels control unit - 2 buttons</p> <p>To be equipped with key covers, Arteor plates and Batibox support frames</p> <p>4 channels touch control units Supplied complete with white or black touch plates To be fitted with Batibox support frames</p> <ul style="list-style-type: none"> ○ White - for BS flush-mounting boxes ● Black - for BS flush-mounting boxes <p>6 channels touch control units Supplied complete with white or black touch plates</p> <ul style="list-style-type: none"> ○ White ● Black
1	2 810 26DS	
1	2 810 26BB	

Pack	Cat.Nos	Living Now wired control units
1	K4651M2KNX	<p>Used to control (ON/OFF, dimming, scenario, forcing), roller shutters (up, down, stop), awnings, and other receivers. Fitted with programmable RGB LEDs (12 colors available) for displaying load status and system status feedback (normal, forced, override, day/night pilot light, etc.) and alarms</p> <p>4 channels control unit - 2 buttons</p> <p>To be fitted with Living Now key cover, plate and support frame</p>
1	K4651M3KNX	<p>6 channels control unit - 3 buttons</p> <p>To be fitted with Living Now key cover, plate and support frame</p>
1	0 029 00	<p>Touch screen control units With built-in temperature & proximity sensor Max. 16 timings, 8 group events, 8 logic functions To be installed in a flush-mounting box 4" touch screen 9 control pages including switch, dimming, RGB, shutters, scene, HVAC and audio control, and energy metering</p>
1	0 029 01	<p>5" touch screen 15 control pages including switch, dimming, RGB, shutters, scene, HVAC and audio control, and energy metering</p>

KNX building automation

KNX thermoregulation

KNX certified



2 810 27MW



KG4691F3KNX



0 674 64

Connected directly to KNX cable (supplied with tap-off connector)
The control unit must be programmed using ETS software

Pack	Cat.Nos	Multifunction display thermostats	Pack	Cat.Nos	Temperature control panel
		<p>Flush-mounted backlight display with embedded temperature probe Used to manage different types of heating/cooling system (FCU, heating/cooling valve, fan, electric load...) in combination through KNX with standard HVAC controller such as Cat.Nos 0 026 72/73/74/76/78/79) Monitoring of the ambient temperature Adjustment of the temperature set-point and/or fan speed Selection of operating mode Equipped with 4, 6 or 8 push-buttons programmable to control lights, shutter or scenarios To be installed in a flush-mounting box</p> <p>4 push-buttons - Mallia Senses ○ White ● Silver ● Black</p> <p>6 push-buttons - Mallia Senses ○ White ● Silver ● Black</p> <p>8 push-buttons - Mallia Senses ○ White ● Silver ● Black</p>	1	0 674 64	<p>Arteor control panel Flush-mounted 1.6" backlight display with embedded temperature probe Used to manage different types of heating/cooling system (FCU, heating/cooling valve, fan, electric load...) in combination through KNX with dedicated HVAC controller Monitoring of the ambient temperature Adjustment of the temperature set-point and/or fan speed Selection of operating mode (comfort, eco, protection, OFF) To be installed in a flush-mounting box 2 modules</p>
1	2 810 27MW				
1	2 810 27DS				
1	2 810 27BB				
1	2 810 28MW				
1	2 810 28DS				
1	2 810 28BB				
1	2 810 29MW				
1	2 810 29DS				
1	2 810 29BB				
1	KG4691F3KNX	<p>Display thermostat Living Now thermostat Flush-mounted backlight display with embedded temperature probe Used to manage different types of heating/cooling system (FCU, heating/cooling valve, fan, electric load...) in combination through KNX with standard HVAC controller such as Cat.Nos 0 026 72/73/74/76/78/79) Monitoring of the ambient temperature Adjustment of the temperature set-point and/or fan speed Selection of operating mode To be installed in a flush-mounting box</p>			

KNX building automation

KNX sensors



KNX certified



0 489 18



0 489 19



0 489 21

Constantly check for presence and light levels, switching OFF as soon as the natural light level is sufficient.

Switch ON and OFF automatically

Accurate set-up on site with configuration device

Connected directly to KNX cable (supplied with tap-off connector)

The detector must be programmed using ETS software

Pack	Cat.Nos	Special presence sensors for work areas	Pack	Cat.Nos	Special motion sensor for outdoor car parks and cellars
1	0 489 18	<p>Suitable for meeting rooms, classrooms, open areas, etc.</p> <p>Ceiling mounted</p> <p>360° passive infrared and ultrasound detection, range 8 m IP 20</p> <p>Fixes directly in suspended ceiling with springs (supplied) or is installed in a 50 mm deep Batibox flush-mounting box</p> <p>Surface mounted on ceiling using accessory Cat.Nos 0 488 75</p> <p>Connection by KNX red/black connector</p>	1	0 489 21	<p>Wall or ceiling mounted - surface mounting</p> <p>Passive infrared detection with 270° adjustable head, range 20 m IP 55</p> <p>Recommended fixing height: 2.5 m</p> <p>Can be fixed in a corner with a special accessory Cat.No 0 489 72</p>
1	0 489 22	<p>Dual technology</p> <p>360° passive infrared detection with high density lens, range 8 m IP 20</p> <p>Fixes directly in suspended ceiling with springs (supplied) or is installed in a 50 mm deep Batibox flush-mounting box</p> <p>Surface mounted on ceiling using accessory Cat.No 0 488 75</p> <p>Connection by KNX red/black connector</p>	1	5 740 37	<p>Special motion sensors for small premises and bathrooms</p> <p>Wall mounted - flush or surface mounting</p> <p>Recommended fixing height: 1.2 m</p> <p>Arteor sensors</p> <p>180° passive infrared detection, range 8 m IP 41</p> <p>For use with an Arteor plate and a Batibox support frame</p>
1	0 489 19	<p>Special sensors for corridor</p> <p>Ceiling mounted motion sensor</p> <p>Double passive infrared detection 360°, lateral range 2 x 12 m IP 20</p> <p>Recommended fixing height: 2.5 m</p> <p>Fits directly in suspended ceiling with springs (supplied) or is installed in a 50 mm deep Batibox flush-mounting box Cat.No 0 893 58</p> <p>Surface mounted on ceiling using accessory Cat.No 0 488 75</p>	1	5 740 79	<p>○ White</p> <p>● Magnesium</p>

KNX building automation

Arteor key covers - selection chart

Number of modules		ROUND VERSION		SQUARE VERSION		Pack
		○ White	● Magnesium	○ White	● Magnesium	
KEY COVERS FOR MANUAL CONTROL UNITS - WITHOUT MARKING						
Without marking	1 module (either side mounting)	5 745 09	5 745 10	5 744 65	5 744 64	5
	2 modules	5 745 13	5 745 14	5 744 67	5 744 66	5
KEY COVERS FOR MANUAL CONTROL UNITS - WITH SYMBOL						
Regulation	1 module (left-hand side mounting)	5 745 05	5 745 06	5 744 87	-	5
	1 module (right-hand side mounting)	5 745 07	5 745 08			5
	2 modules	5 745 37	5 745 38	-	-	5
Light	1 module (either side mounting)	5 745 17	5 745 18	-	5 744 74	5
	2 modules	5 745 43	5 745 44	-	5 744 76	5
Dimmer	1 module (left-hand side mounting)	5 745 20	5 745 22	5 744 69	5 744 68	5
	1 module (right-hand side mounting)	5 745 19	5 745 21			5
	2 modules	5 745 41	5 745 42	-	5 744 70	5
Up/Down	1 module (either side mounting)	5 745 15	5 745 16	5 744 93	5 744 92	5
	2 modules	5 745 35	5 745 36	5 744 95	5 744 94	5
GEN	2 modules	5 745 39	5 745 40	-	-	5
GEN/ON/OFF	1 module (left-hand side mounting)	5 745 24	5 745 26	-	-	5
	1 module (right-hand side mounting)	5 745 23	5 745 25			5
	2 modules	5 745 31	5 745 32	5 744 85	-	5
ON/OFF	1 module (left-hand side mounting)	5 745 28	5 745 30	5 744 79	5 744 78	5
	1 module (right-hand side mounting)	5 745 27	5 745 29			5
	2 modules	5 745 33	5 745 34	-	-	5

KNX building automation

Living Now key covers - selection chart


	Number of modules	○ White	● Matt black	● Sand	Pack
KEY COVERS FOR MANUAL CONTROL UNITS - WITHOUT MARKING					
Without marking	1 module	KW01	KG01	KM01	1
	2 modules	KW01MH2	KG01MH2	KM01MH2	1
KEY COVERS FOR MANUAL CONTROL UNITS - WITH SYMBOL					
ON/OFF	1 module	KW01MHAG	KG01MHAG	KM01MHAG	1
	2 modules	KW01MH2AG	KG01MH2AG	KM01MH2AG	1
+/- (for dimmer)	1 module	KW19MH	KG19MH	KM19MH	1
	2 modules	KW19MH2	KG19MH2	KM19MH2	1
LIGHT/WAKE UP	1 module	KW01A	KG01A	KM01A	1
	2 modules	KW01MH2A	KG01MH2A	KM01MH2A	1
OUTPUT	1 module	KW01MHGEN	KG01MHGEN	KM01MHGEN	1
	2 modules	KW01MH2GEN	KG01MH2GEN	KM01MH2GEN	1
BACK HOME	1 module	KW01MHBACK	KG01MHBACK	KM01MHBACK	1
	2 modules	KW01MH2BACK	KG01MH2BACK	KM01MH2BACK	1
BED	1 module	KW01MHBED	KG01MHBED	KM01MHBED	1
	2 modules	KW01MH2BED	KG01MH2BED	KM01MH2BED	1
DOORBELL	1 module	KW01D	KG01D	KM01D	1
	2 modules	KW01MH2D	KG01MH2D	KM01MH2D	1
KEY	1 module	KW01F	KG01F	KM01F	1
	2 modules	KW01MH2F	KG01MH2F	KM01MH2F	1
HIGH BRIGHTNESS	1 module	-	KG01X	KM01X	1
	2 modules	KW01MH2X	KG01MH2X	KM01MH2X	1
SHUTTERS UP/DOWN	2 modules	KW05MH2	KG05MH2	KM05MH2	1
SHUTTERS STOP	1 module	KW06MH	KG06MH	KM06MH	1

KNX building automation


KNX modular controllers



0 026 65



0 026 73



0 026 79

Connected with the KNX cable
Configuration using ETS programming software

Pack	Cat.Nos	Modular controllers for dimming
1	0 026 65	Each output can be controlled by a sensor and/or KNX control unit For DALI control 1 output DALI bus (64 DALI ballasts max) to control up to 16 DALI groups and up to 64 DALI scenes 4 DIN modules
1	002891	1 output DALI bus 4 DIN modules
1	002892	2 output DALI bus 4 DIN modules
1	0 026 68	For 1-10V control 10 outputs 1-10 V also controlling 10 ON/OFF circuits (16 A max) 10 DIN modules

Pack	Cat.Nos	Modular multi-application ON/OFF controllers
1	0 026 72	Each output can be controlled by a sensor and/or KNX control unit Multi-application controllers with independent input channels and outputs configurable to control lighting loads, power sockets, roller shutters, and HVAC equipment 8 x 16 A outputs 6 DIN modules
1	0 026 73	8 x 16 A outputs - 8 inputs 6 DIN modules
1	0 026 74	12 x 16 A outputs 6 DIN modules
1	0 026 76	16 x 16 A outputs 10 DIN modules
1	0 026 78	20 x 16 A outputs 10 DIN modules
1	0 026 79	20 x 16 A outputs - 18 inputs 10 DIN modules
		Room Controller Unit
1	0 484 18	Power modules equipped with output contacts for controlling: - different types of ON/OFF load (lighting, roller shutters, contactors, motors, etc.) - a DALI dimming output for 64 ballasts max. Loads are managed by the controls to which they are linked: either by KNX controls, or by wired connection input terminals (switches, push-buttons, volt-free contacts) Multiphase connection and consumption measurement 8 inputs - 10 outputs 8 DIN modules
1	0 484 22	16 inputs - 16 outputs 12 DIN modules

KNX building automation


KNX infrastructure products



0 026 93



0 026 92



0 035 07

Connected with the KNX cable
Configuration using ETS programming software

Pack	Cat.Nos	KNX interface - voltage contact
1	0 026 93	Modular Connects voltage free contacts devices (switches, push-buttons, alarms, etc.) to the KNX 4 inputs 0 to 265 AC/DC powered 2 DIN modules
1	0 026 92	Flush mounting For installation in a flush-mounting box 4 inputs - 4 outputs

Pack	Cat.Nos	Modular power supplies
		Powers one KNX line Integrated filter to prevent the short-circuit of BUS messages Voltage 230 V \sim - 30 V \pm With additional 30 V unfiltered output 7 DIN modules
1	0 035 06	320 mA
1	0 035 07	640 mA
1	0 488 79	KNX connector Black and red Supplied in boxes of 50
		KNX cables Length 500 m 0.8 mm dia. quad Isolation 4000 V
1	0 492 91	1 pair: red/black
1	0 492 92	2 pairs: red/black and yellow/white

Note : A new part number will be offered for IP Gateway & Line Coupler. Existing IP Router (003545) will be available till stock lasts.

Sensors





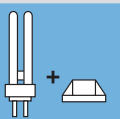
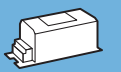

KNX coverage patterns

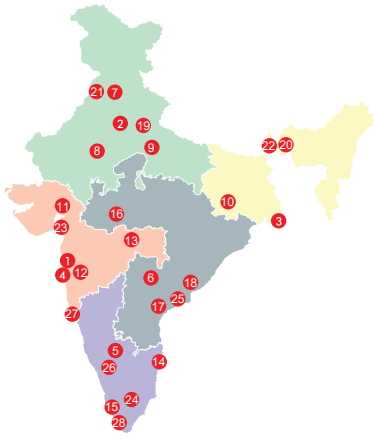
Cat. Nos	Installation technology type	Range	Detection area	Examples of applications
0 489 18		6 m (US) 5 m (PIR)		Classroom, meeting room, open plan office
0 489 22		8 m		Individual office, corridor, stairways, restrooms etc.
0 489 19		2 x 12 m		Long corridor
0 489 21		18 m		High ceiling areas (warehouses, gymnasium) outdoor car park, basement, laboratory
5 740 37 - 5 740 79		8 m		Bathroom, stairways

Controllers

KNX load tables

Load table at 230 V a.c. 50-60Hz

Cat.Nos	Outputs	 Halogen lamp	 ELV halogen lamp with ferromagnetic or electronic transformer	 Fluorescent tube	 LED and compact fluorescent lamp	 Fluorescent lamp with 1-10 V ballast	 DALI	 Motors
Modular controllers for dimming								
0 026 65	1	-	-	-	-	-	64 ballasts (group control only)	-
0 028 91	1	-	-	-	-	-	64 ballasts (individual control)	-
0 028 92	2	-	-	-	-	-	-	-
0 026 68	10	-	-	-	-	4000 VA	-	-
Modular ON/OFF controllers								
0 026 72	8	8 x 4000 VA	8 x 1800 VA	8 x 2400 VA	8 x 400 VA	-	-	8 x 1000 VA
0 026 73	8	8 x 4000 VA	8 x 1800 VA	8 x 2400 VA	8 x 400 VA	-	-	8 x 1000 VA
0 026 74	12	12 x 4000 VA	12 x 1800 VA	12 x 2400 VA	12 x 400 VA	-	-	12 x 1000 VA
0 026 76	16	16 x 4000 VA	16 x 1800 VA	16 x 2400 VA	16 x 400 VA	-	-	16 x 1000 VA
0 026 78	20	20 x 4000 VA	20 x 1800 VA	20 x 2400 VA	20 x 400 VA	-	-	20 x 1000 VA
0 026 79	20	20 x 4000 VA	20 x 1800 VA	20 x 2400 VA	20 x 400 VA	-	-	20 x 1000 VA
Room Controller Units								
0 484 18	4	4 x 500 W	4 x 250 VA	4 x [2 x (2 x 36 W)]	4 x 80 VA	-	1 x 64 ballasts	4 x 250 VA
	4	4 x 1000 W	4 x 500 VA	4 x [4 x (2 x 36 W)]	4 x 160 VA			4 x 500 VA
	2	2 x 3680 W	2 x 1000 VA	2 x [10 x (2 x 36 W)]	2 x 500 VA			2 x 500 VA
0 484 22	4	4 x 500 W	4 x 250 VA	4 x [2 x (2 x 36 W)]	4 x 80 VA	-	1 x 64 ballasts	4 x 250 VA
	8	8 x 1000 W	8 x 500 VA	8 x [4 x (2 x 36 W)]	8 x 160 VA			8 x 500 VA
	4	4 x 3680 W	4 x 1000 VA	4 x [10 x (2 x 36 W)]	4 x 500 VA			4 x 500 VA



Head offices

- 61 & 62, 6th Floor,
Kalpataru Square, Kondivita Road,
Off Andheri-Kurla Road, Andheri (E),
MUMBAI – 400 059.
Tel.: (022) 3041 6200
Fax : (022) 3041 6201
Website : www.legrand.co.in

Regional sales offices

- B-225, 4th Floor, Okhla Industrial Area, Phase -1,
NEW DELHI - 110020.
Tel.: (011) 3990 2200, 2699 0046,
(011) 2699 0028 / 29 / 30 / 31
Fax : (011) 2699 0047 [INDIA](#)
- Unit no 1203, Ambuja Eco Centre,
Sector 5, Salt lake,
KOLKATA – 700 091 [INDIA](#)
- C/203, Corporate Avenue, Atul Projects,
Near Mirador Hotel, Chakala,
Andheri - Ghatkopar Link Road,
Andheri - (E), **MUMBAI** – 400 099.
Tel.: (022) 6230 1000 [INDIA](#)
- Ferozes Manor, Situated at 58
Hospital Road, Shivaji Nagar,
BANGALORE – 560 001.
Tel.: (080) 6822 0000 [INDIA](#)
- Prestige Phoenix, 1st Floor,
Next to Lifestyle Building,
Begumpet, **HYDERABAD**,
Telangana - 500 016 [INDIA](#)

Technical assistance from Legrand

Telephonic technical assistance for selection of products, technical information, guidance, wiring diagrams and estimation is now made available to you at each Regional Office. Contact the Technical Officer of Legrand at the following telephone numbers

- New Delhi** : Tel.: (011) 2699 0028, 3990 2200
Kolkata : Tel.: (033) 4021 3535 / 36
Mumbai : Tel.: (022) 6230 1000
Bangalore : Tel.: (080) 6822 0000
Hyderabad : Tel.: (040) 4567 1717

For other places, contact the nearest
Regional / Branch / Area offices

customer.care@legrand.co.in

Branch offices

- Unit No. 203, Tower B Bestech
Business Towers, Sector-66, Mohali,
CHANDIGARH – 160 017.
Tel.: (0172) 5019 008 [INDIA](#)
- Building No-128, Mansarovar Link Road,
Gopalpura Bypass, Mohan Nagar,
Near Ridhi Sidhi Flyover, **JAIPUR** – 302018
Tel.: 0141-2208665 [INDIA](#)
- 209-A, 2nd Floor, Cyber Heights,
Opp. Indira Gandhi Pratishthan,
Vibhuti Khand, Gomti Nagar,
LUCKNOW – 226 010.
Tel.: (0522) 431 9316 [INDIA](#)
- 202 & 203, Sunrise, Forum 100,
Burdwan Compound, Lalpur,
RANCHI – 834 001.
Tel.: (651) 660 5400
- A 101-102, Mondeal Heights,
Besides Novotel Hotel, Sarkhej
Gandhinagar Highway (S G Highway),
AHMEDABAD – 380 015.
Tel.: (079) 6134 0555 [INDIA](#)
- 8th Floor, Pinnacle Park Avenue,
Opp. Law College, Law College Road
Next To German Bakery,
Shivaji Nagar, **PUNE** - 411004.
Tel.: (020) 6729 5601 / 600 [INDIA](#)
- Plot No.95, 2nd Floor, Shreyash
Heights, VIP Road, Ramdaspath,
NAGPUR – 440 010.
Tel.: (0712) 2440 900
- 10 B, Prestige Center Court, Office Block,
Vijaya Forum Mall, #183, N.S.K. Salai,
Vadapalani, **CHENNAI** – 600 026.
Tel.: (044) 6612 2800 [INDIA](#)
- J. B. Manjooran Estate,
Door No. 50/1107 A9, 3rd Floor,
Bye Pass Junction, Edappally,
COCHIN – 682 024.
Tel.: (0484) 6604 700 [INDIA](#)
- 204-205, Megapolis Square,
579, M G Road,
INDORE – 452 001.
Tel.: (0731) 4999 891
- MF-2, Datta's Lords House,
Jammie Chettu Street, Mogalrajapuram,
VIJAYAWADA – 520 010.
Tel.: (0866) 248 2393/6393
- Plot No. 359, Saheed Nagar,
2nd Floor,
BHUBANESWAR – 751 007.
Tel.: (0674) 254 0623
- Unit - 1 & 2, Vijay Park,
Main Chakrata Road,
DEHRADUN - 248 001.
Uttarakhand.
Tel.: (0135) 661 6100 [INDIA](#)
- House No. 97, Ground Floor,
Rajgarh Main Road,
Opp. City Heart Nursing Home,
GUWAHATI – 781 007.

Area offices

- Cabin No. 9, 2nd Floor,
Madhok Trade Centre,
Madhok Complex, Ferozpur Road,
LUDHIANA – 141 001.
Tel.: (0161) 277 0301
- 94, Udhm Singh Sarani,
Ground Floor, Ashrampara,
SILIGURI – 734 001.
Tel.: (353) 264 1067
- A-207, Universal Business
Center, Near Madhuvan Circle,
L.P. Savani Road, Adajan,
SURAT – 395 009.
Tel.: (0261) 263 3861 [INDIA](#)
- Aparna Towers, 1st Floor, 2/3,
Bypass Road,
MADURAI – 625 010.
Telefax : (0452) 230 8414
- 43-9-205, 3rd Floor, Plot No. 10,
Subbalakshmi Nagar,
Opp. More Super Market,
VISAKHAPATNAM - 530 016.
Tel.: (0891) 273 5652 / 2739363 [INDIA](#)
- B-5, 1st Floor, Thirumalai Towers,
723, Avanashi Road,
COIMBATORE – 641 018.
Tel.: (0422) 668 3200 [INDIA](#)
- 515 & 516, Gera Imperium Grand,
Patto centre ,
Panaji **GOA** – 403 001 [INDIA](#)
- 1st Floor, Cordial Bharathi,
Nanthancodu, **Thiruvanthapuram**,
KERALA- 695 003 [INDIA](#)



LIVE THE ADVANTAGE