

LIVING now



TRADITIONAL
CONTROL



CONTROL WITH
SMARTPHONE



VOICE
COMMAND



PLANNING
PROGRAMMED

#ImprovingLives

bticino

A brand of  legrand®



Living Now with Netatmo
- Home/Away wireless switch



Living Now with Netatmo
- Connected dimmer/switch and shutter control

Contents

Design

Design innovation	6
New digital controls with living now finish	7
Finishing	8

Technology for the Smart Home

Appropriate technology for your electrical system	16
Living Now with Netatmo	18
Living Now MyHOME	36
Living Now KNX	44

Always perfect installation	48
--	-----------

An international standard	52
--	-----------

Catalogue	54
------------------------	-----------

LIVING now



Forever an icon, today Smart as well.

Living Now is the new Living generation. A timeless icon which combines the linearity of a unique design with the simplicity of Smart technology. All this without changing usual wiring procedures because Living Now is always installed in the traditional way, guaranteeing a perfect installation.



Traditional
control



Control with
smartphone



Voice
command



Planning
programmed



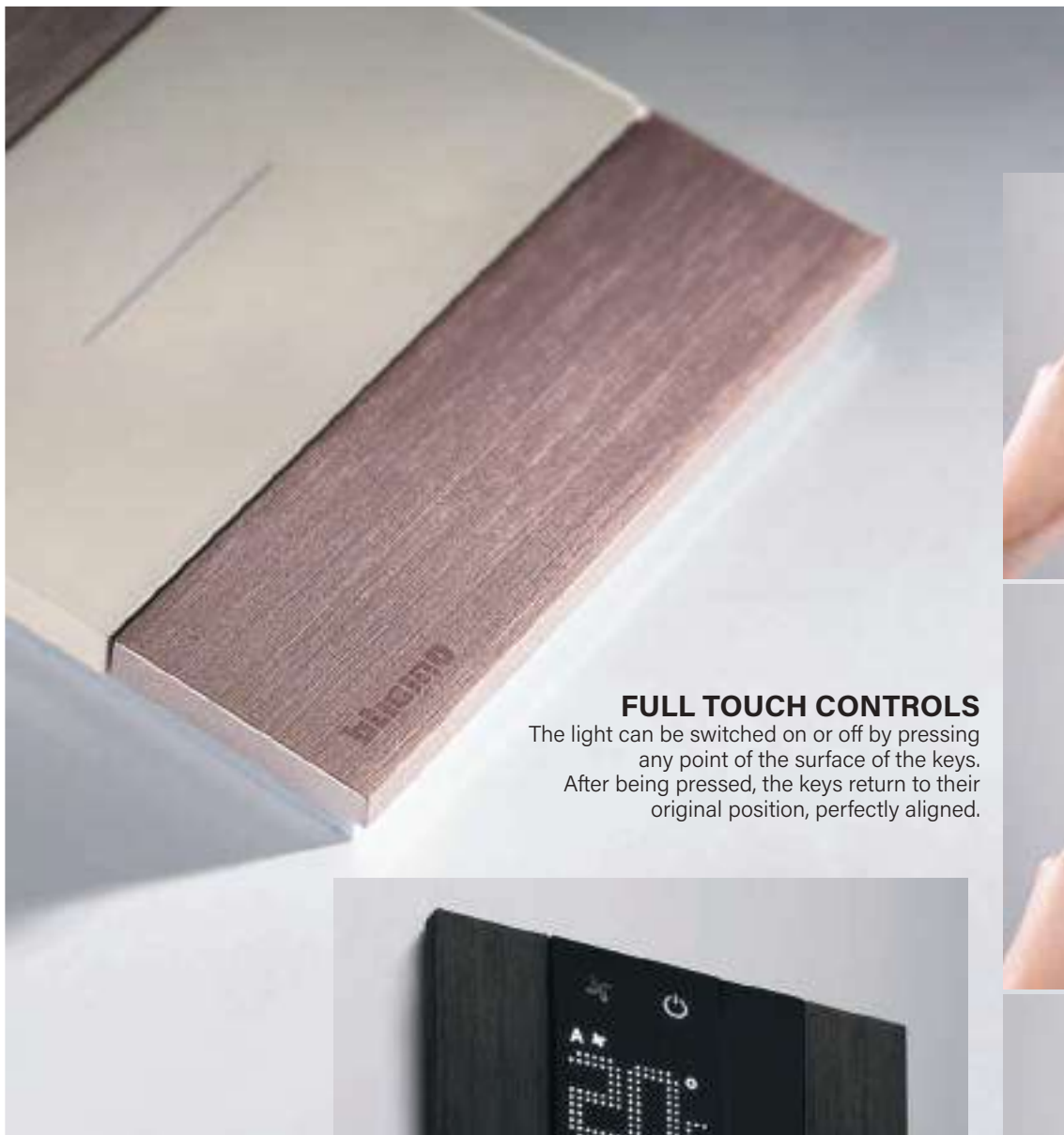
- **Innovative design:** revisited relationship between cover plate and functions.
- **Smart:** the first intrinsically connected wiring devices range!
- The best technical solutions for a **perfect installation.**



App
Home + Control

DESIGN INNOVATION

PERFECT PLANARITY AND ELEGANT DETAILS



FULL TOUCH CONTROLS

The light can be switched on or off by pressing any point of the surface of the keys. After being pressed, the keys return to their original position, perfectly aligned.



MORE SPACE FOR FUNCTIONS

Unique shape with space increased for functions.



Living Now, has won this prestigious international award confirming BTicino's ability to combine technology and design.



The international jury at the XXVI Compasso d'Oro ADI Award 2020, granted Living Now an Honourable Mention. The Compasso d'Oro ADI Award is the oldest and most authoritative international design award.

NEW DIGITAL CONTROLS WITH LIVING NOW FINISH

Living Now series digital controls are now part of the MyHOME home automation range. A mix of incomparable innovation and simplicity, ready to be discovered, heard and touched.



VOICE CONTROL

Device with built-in Amazon Alexa assistant, ideal for the voice control of the MyHOME home automation functions.




LIGHT AND FULL CONTROLS

- New touch controls without cover plate
- Customised icons and leds using the app MyHOME
- Expandable to new functions

DEVICE FINISHING

— WHITE




— SAND



— BLACK





3 COLOURS FOR THE DEVICES

The devices feature an aesthetic component, the covers, available in three different colours: white, sand and black. Satin finish surface: for a pleasant feel.

COMBINATION WITH THE COVER PLATES

The Living Now cover plate range includes 16 finishes, purposely selected for use with the device covers, and made of different materials: techno polymer, metal and wood.



COORDINATION OF APPEARANCE OF THE MYHOME DIGITAL CONTROLS

MyHOME digital controls do not require the use of cover plates and are available in white, sand and black.



COVER PLATE FINISHING



ICE cover plate
Material: techno polymer
Code: ...DW





The zamak and wood finishes are obtained using non-mass production procedures. The individual differences among the various cover plates are therefore a distinguishing valuable element.



WHITE cover plate
Material: techno polymer
Code: ...KW



GOLD cover plate
Material: zamak
Code: ...ZW



MOON COVER PLATE
Material: zamak
Code: ...NW



SKY cover plate
Material: techno polymer
Code: ...DA



PIXEL cover plate
Material: techno polymer - pixel effect
Code: ...MW

COVER PLATE FINISHING



OAK cover plate
Material: wood
Code: ...LM





The zamak and wood finishes are obtained using non-mass production procedures. The individual differences among the various cover plates are therefore a distinguishing valuable element.



SAND cover plate
Material: techno polymer
Code: ...KM



COPPER cover plate
Material: zamak
Code: ...ZM



AURA cover plate
Material: techno polymer
Code: ...DM



OPTIC cover plate
Material: techno polymer - pixel effect
Code: ...MM

COVER PLATE FINISHING



STEEL cover plate

Material: zamak

Code: ...ZG





The zamak and wood finishes are obtained using non-mass production procedures. The individual differences among the various cover plates are therefore a distinguishing valuable element.



BLACK cover plate
Material: techno polymer
Code: ...KG



SPACE cover plate
Material: zamak
Code: ...NG



WALNUT cover plate
Material: wood
Code: ...LG



NIGHT cover plate
Material: techno polymer
Code: ...DG

Appropriate technology for your electrical system

Beyond traditional systems

With Living Now, in addition to traditional systems with classic wired devices, you can create Smart Home systems with devices radio connected, with MyHOME BUS technology or BUS with KNX standard. With Living Now you are free to choose the technology for every user need and for every type of building.

Living Now with Netatmo



Connected controls for the smart home, which communicate via radio. Fast&easy setup and use. Perfect for retrofit.



Living Now MyHOME



Connected controls for the home automation, which communicate via SCS BTicino BUS. Perfect for new and big installation. Endless possibilities.

Living Now KNX



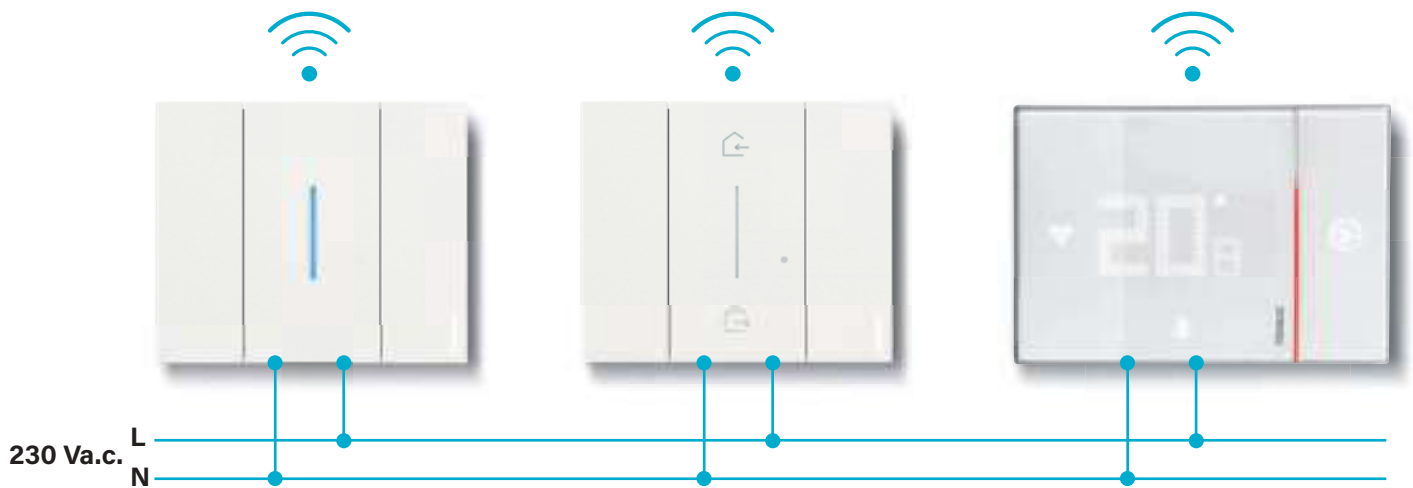
Connected controls for the home and building automation, which communicate via KNX standard bus. Perfect for limitless expectations. Open to full integration.

SMART ELECTRICAL SYSTEM

With Living Now, you can create a connected Smart Home, freely choosing the technology depending on the needs of the customer, the complexity of the system and your installation habits.

INSTALLATION WITH TRADITIONAL WIRING

Install a traditional electric system or transform an existing plant add the SMART functions connected to the home Wi-Fi network via a specific gateway Zigbee.



INSTALLATION WITH BUS

Does your customer have a large home and wants to build a Smart Home system with maximum integration of different systems and strong function customisation? Then choose the MyHOME home automation solution based on the BUS wiring of the devices.



SMART HOME HOME FUNCTIONS

With the Smart Home you can manage many functions of the house in a simple way.



Manage the temperature according to your habits and presence at home.



Manage lights, sockets and shutters remotely, creating convenient home/away scenarios.



Increase home security with presence notification and alarm systems.



Manage on/off of household appliances and monitor energy consumption.

CHOOSE HOW TO CONTROL IT



APP HOME+CONTROL: MANAGE YOUR HOME IN A SIMPLE AND INTUITIVE WAY

- Display and control the status of lights automations and loads connected to the sockets
- Adjust the temperature and create dedicated programs
- Check the home consumption
- Receive notifications about the system status
- Define the load priority for the anti-black-out prevention
- Create, customize, manage scenarios and schedules



App
HOME + CONTROL



MANAGE THE FUNCTIONS ALSO WITH THE VOICE

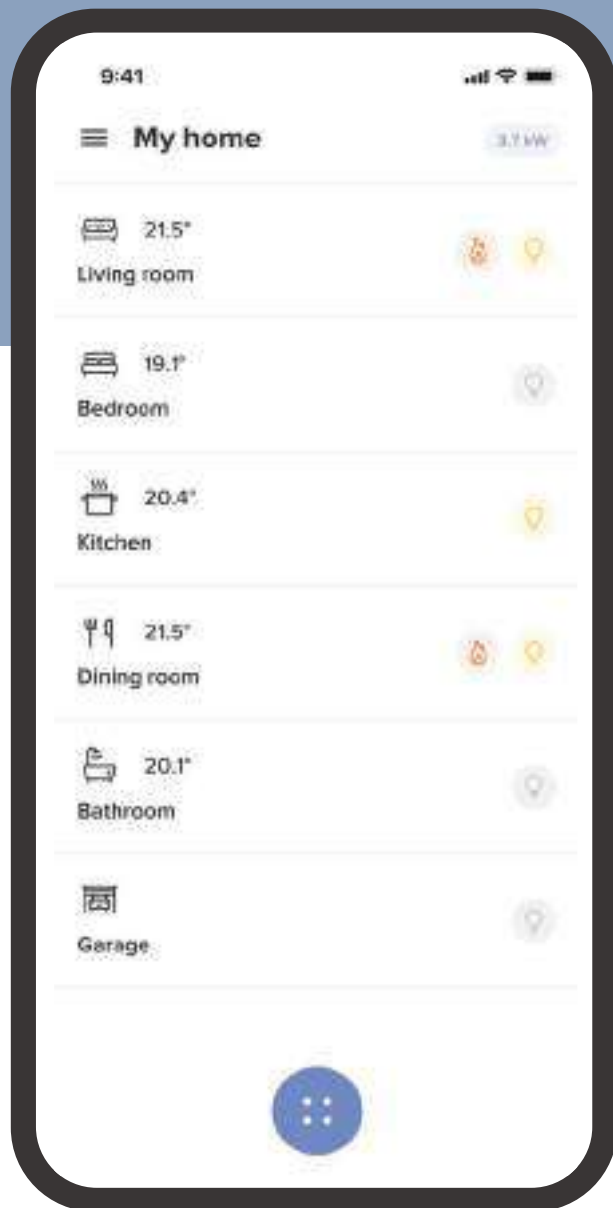
BTicino Smart Home solutions are compatible with the Google, Amazon and Apple platforms to control the house with voice assistants.



SMART ELECTRICAL SYSTEM

Check your home just like your e-mail or your bank account. Starting from today, you will have all this at your fingertips, in full safety and easily.

App
HOME + CONTROL



GENERAL CONTROL

With one single click, a general control will allow you to switch off all the lights and lower all the shutters when you leave your home, or to activate your favourite scenario.




CONTROL WITH SMARTPHONE

From your smartphone, you will be able to view and check the status of lights, shutters and connected power sockets from anywhere.



VOICE COMMAND

You can control your system with your voice thanks to your favourite voice assistant.



PLANNED PROGRAMMING

Program the activation of lights, shutters and loads connected to sockets based on your needs.


Some examples:

- automatically switch on the garden lights at sunset and switch them off at sunrise;
- switch on some lights and activate some shutters to simulate the presence of someone in the house when on holidays.

Smart electric system

MANAGEMENT OF THE TEMPERATURE

Remotely check and manage the temperature inside your home using your smartphone and installing the connected thermostat Smarter with Netatmo.



LIGHTING AT THE DESIRED LEVEL

Adjust the light level for optimum personal comfort. You can do that from the connected Dimmer, the associated wireless controls and the Smartphone, using the Home+Control App.

LOAD CONTROL TO AVOID BLACKOUTS

In overload conditions, the system automatically disconnects the least important load to avoid tripping of the meter (blackout).

**ENERGY CONSUMPTION CONTROL**

Use your smartphone to check the electricity consumption of your appliances (daily, monthly and yearly).

**WIRELESS CONTROL**

You can add wireless controls (lights, shutters and sockets), or reposition them at any time depending on your needs.

**ALARM NOTIFICATIONS**

You can receive warning notifications on your smartphone.

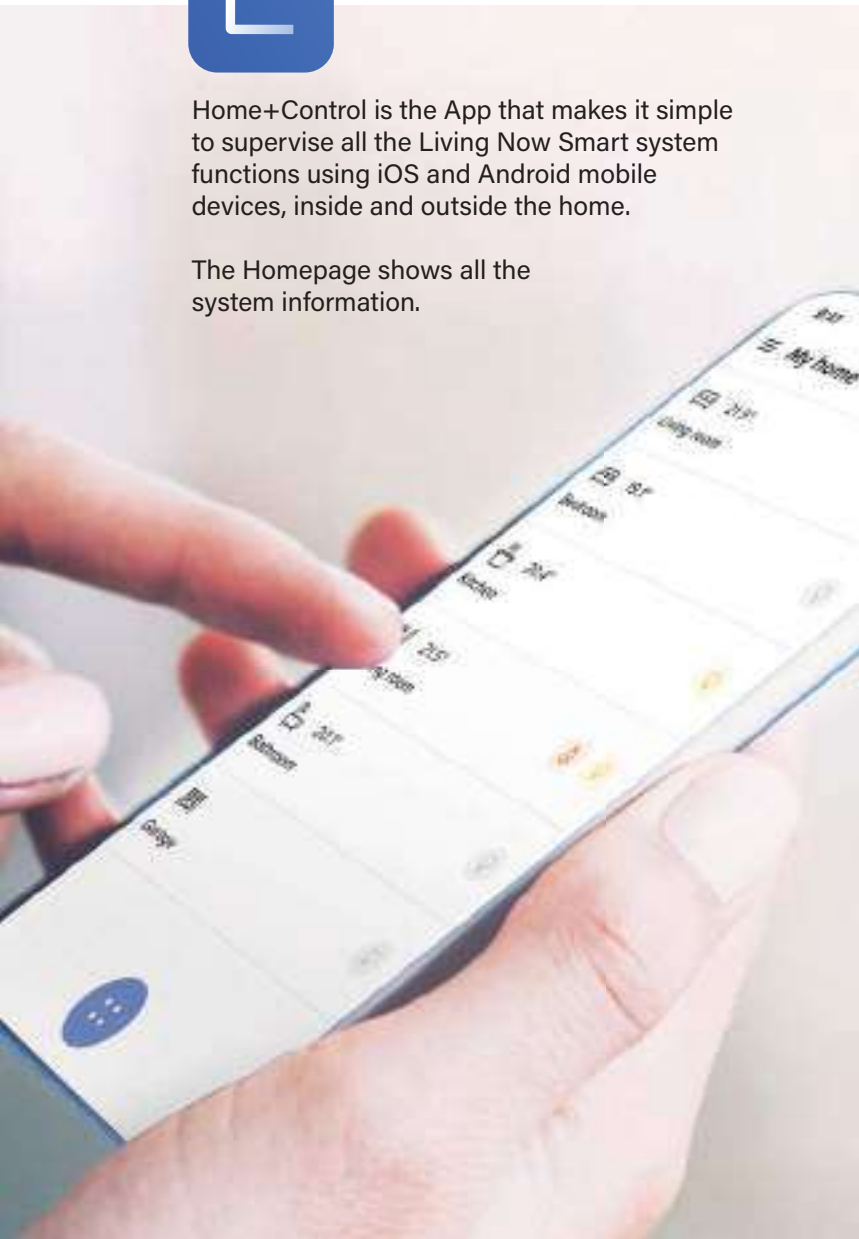
HOME + CONTROL

One single App, many connected advantages



Home+Control is the App that makes it simple to supervise all the Living Now Smart system functions using iOS and Android mobile devices, inside and outside the home.

The Homepage shows all the system information.



WHAT YOUR CUSTOMER CAN DO:

1. Activate and customise **8 scenarios** (4 preconfigured scenarios, coming in, going out, day, night and 4 scenarios customisable by the user);
2. **Display and check the status of lights, shutters, loads connected to sockets and the room temperature;**
3. **Use the Smarter timer thermostat** simply and intuitively;
4. **Check the total home consumptions.**
5. **Receive notifications** on the load and system status;
6. **Define the load priority** for black-out prevention (function available by Autumn 2020).



HOME + CONTROL CONFIGURATION IS EASY, BOTH FOR YOU AND YOUR CUSTOMER.

You simply have to download the App from the Apple or Google store, and follow the guided procedure.



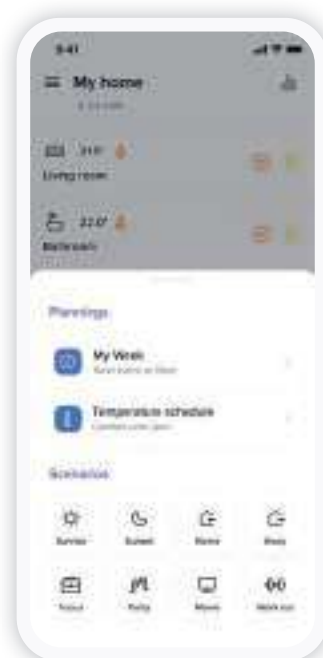
Lights, shutters
and generic loads activations



Consumption
display



Management of the
temperature



Scenario
management

«OK Google,
set Kitchen light to 100%»


YOUR CUSTOMERS CAN ALSO MANAGE THEIR HOME WITH THEIR VOICE

With Living Now with Netatmo, your customer will be able to control the system using Apple, Google and Amazon voice assistants. An extremely useful features, also for those with mobility problems.




Gateway for the connection of the system to the Internet through the Home Wi-Fi network.

Note: HomePod, Google Home and Amazon Echo are available from Apple store, Google Store, Amazon, or from authorised retailers.



"SIRI, switch the bedroom light on",
"OK Google, switch all the home lights off",
"ALEXA set temperature to 20 degrees"



Note: HomeKit is a registered trade mark which is the property of Apple Inc. Google Home is a registered trade mark which is the property of Google LLC, Amazon Alexa is a registered trade mark which is the property of Amazon.com, Inc.

Smart electrical system a simple, rational range of connected devices, both wired and wireless.

REMOTE CONNECTION

CONNECTED DEVICES (230V A.C.)




Item KW/KG/KM4501C
Gateway with german standard socket and Home/Away wireless switch

Item KW/KG/KM4502C
Gateway with french/belgian standard socket and Home/Away wireless switch

Item FC80GT
Gateway DIN

SCENARIOS

BATTERY WIRELESS CONTROLS




Item K4570CW
Home/Away wireless switch



Item K4570CWI
Home/Away wireless switch



Item K4575CW
4 scenarios control




























Item K4574CW
Night&Day scenario control



Item K4574CWI
Night&Day scenario control



Item 3528C
Pocket remote control 4 scenarios

LIGHTS			SHUTTERS	ENERGY AND CONSUMPTION MANAGEMENT		
						
Item K4003C Connected two-way switch	Item 4411C Connected switch/dimmer	Item K4411C Connected switch/dimmer	Item K4027C Connected shutter control	Item K4531C Connected module for socket -16 A		
						
Item FC80RC Connected DIN relay 16 A	Item 3584C Connected light relay 1,3 A		Item 3586C Connected module for garage	Item F20T60A Connected DIN meter single-phase	Item FC80CC Connected DIN contactor 20 A	Item FC80AC Connected DIN device for controlling and measuring
				Item F40T125A Connected DIN meter three-phase		
			Item 4027C Connected micromodule for shutter	Item FC80GCS Connected DIN load management		
						
Item K4003CW Light control	Item K4003DCW Double light control		Item K4027CWI Shutter control	Item 4141PC Mobile german standard power outlet	Item 4142PC Mobile french/belgian standard power outlet	
				Smarter AC connected thermostat Item XW8003 Item XW8003W Item XM8003 Item XG8003		   
Item K4003CWI Light control	Item 3585C Motion sensor	Item 3577C Wireless module for mechanical switch	Item K4027CW Shutter control			

See catalogue for detailed descriptions, availability and full range of products.

IT IS INSTALLED JUST LIKE A TRADITIONAL ELECTRIC SYSTEM

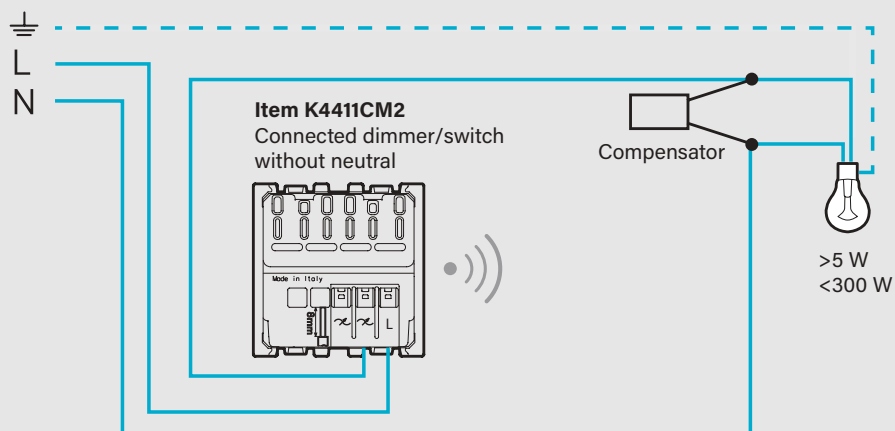
1.

DEVICES ARE INSTALLED AND WIRED JUST LIKE TRADITIONAL DEVICES

In place of a traditional device, install the connected device of the corresponding type: one for each control line. Once installed, the connected control is already working; you will therefore be able to switch the connected light on without the need to do anything further.



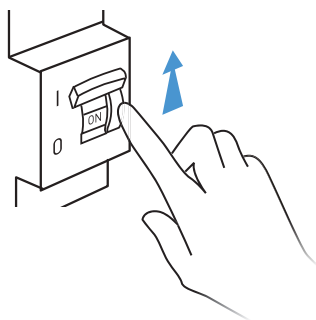
EXAMPLE OF A DIMMER LIGHT POINT



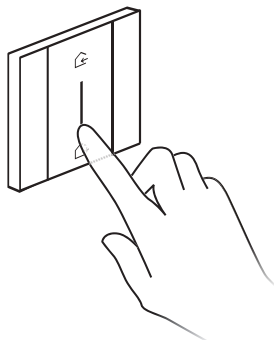
2.

DEVICES CAN BE ASSOCIATED TO EACH OTHER BY SIMPLY PRESSING A PUSHBUTTON

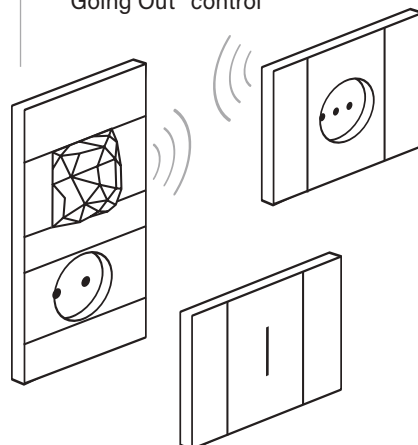
A. Power the electric system



B. Press the In&Out master scenario control supplied with the gateway for 5 seconds



C. Devices are associated automatically. You can already use the Home/Away wireless switch for the activation of the general "Going Out" control



3.

DOWNLOAD THE HOME+CONTROL APP FROM THE STORES AND FOLLOW THE GUIDED PROCEDURE TO DEFINE THE OBJECTS TO MANAGE




App Home + Control

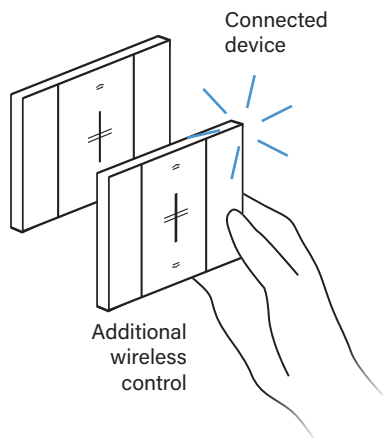


THE SYSTEM MAY BE EXPANDED WITH WIRELESS CONTROLS ASSOCIATED TO THE DEVICES BEING CONTROLLED

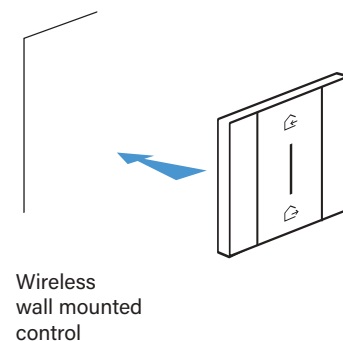
A. Press the In&Out master scenario control supplied with the gateway for 5 seconds



B. Place the devices to be associated in contact



C. Install the wireless control anywhere you want, based on the needs of your customer





CONNECTED THERMOSTATS

Smarter ^{WITH} Netatmo



WITH THE APP IT'S ALL EASIER

- Remotely manage the thermostat simply and intuitively
- Create and modify the weekly programs
- Manage the thermostat from several smartphones and different users
- Control several thermostats in the same home or different homes
- Manage the thermostat updates
- Combine the voice command with your favorite voice assistant (Amazon Alexa, Apple Home Kit or Google Home)



What can you do with the BTicino connected thermostats?



SETTING THE PROGRAMS

Using the Home + Control App, it is possible to set preset programs based on your habits



AWAY

If you need to be away from home for a few days you can, via the APP, act remotely to adjust the thermostat (e.g. in antifrost mode) independent of the automatic programming.



BOOST

The Boost function can be used to activate the heating or cooling system for a limited time (30, 60 or 90 minutes), irrespective of the set program and the ambient temperature.



MONITORING OF CONSUMPTIONS

Using the Home + Control App, it is possible to easily manage and monitor consumptions.



MAXIMUM COMFORT IN EVERY ZONE

Using the same App, it is possible to manage several thermostats in the same home or in different homes, as well as set the desired temperature in every room for maximum comfort, thanks to the compatibility with Netatmo smart radiator valves.



 Netatmo

The connected thermostat is simple and intuitive



Display the temperature and set it as desired



Display the set room temperature and humidity



Activate the Boost function



LOCAL DEVICE CONTROL



VOICE CONTROL



GEOLOCATION

CONNECTED THERMOSTATS

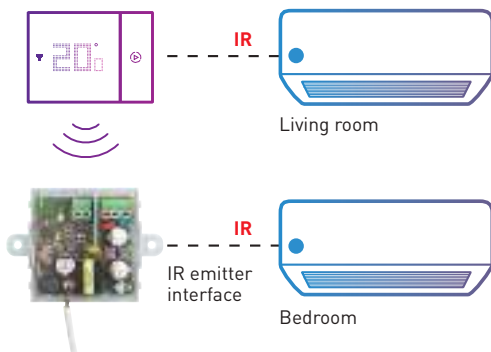
Smarter AC ^{WITH} Netatmo



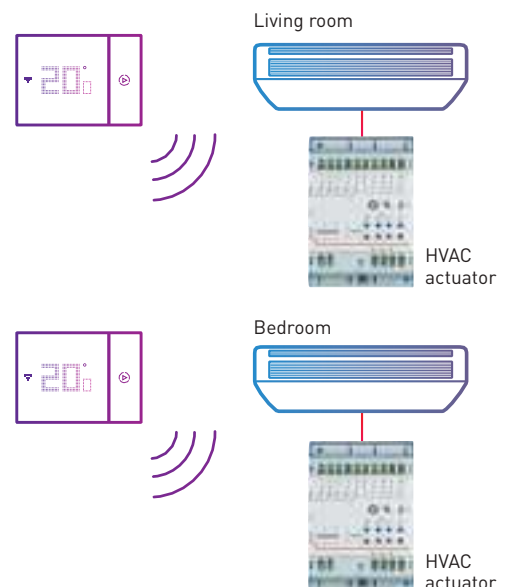
With the Smarter AC with Netatmo connected thermostat, a simple touch of the device is enough to activate the heating or cooling system with **air conditioning units** and **fan coil units**. Smarter AC with Netatmo uses the same Home + Control app as Smarter with Netatmo for the management of the system and change the temperature.

Managed Systems

Control of AC units directly via the on-board IR emitter and via the IR emitter interface item 3460IR.



Control of Fan Coil Units via HVAC Actuator item 0 489 10.



What can you do with Smarter AC with Netatmo connected thermostats?



SETTING THE PROGRAMS

Using the Home + Control App, it is possible to set preset programs based on your habits.



AWAY

If you need to be away from home for a few days you can, via the APP, act remotely to adjust the thermostat (e.g. in antifrost mode) independent of the automatic programming.



BOOST

The Boost function can be used to activate the heating system for a limited time (15, 30 e 45), irrespective of the set program and the ambient temperature.



MONITORING OF CONSUMPTIONS (*)

Using the Home + Control App, it is possible to easily manage and monitor consumptions.

(*): only for fan coil units systems managed by Smarter AC



MAXIMUM COMFORT IN EVERY ZONE

Using the same App, it is possible to manage several thermostats in the same home or in different homes, as well as set the desired temperature in every room for maximum comfort, thanks to the compatibility with different cooling and heating systems with AC units and Fan Coil units.

The connected thermostat is simple and intuitive



Display the temperature and set it as desired



Display the set room temperature and humidity



Activate the Boost function



LOCAL DEVICE CONTROL



VOICE CONTROL

MyHOME

Install a bus home automation system



Voice control



Light and Full digital controls

BUS



The range of home automation devices is completed by two innovative Living Now digital controls offering innovative control of your system:

- voice control with built-in Amazon Alexa voice assistant
- Light and Full digital controls.



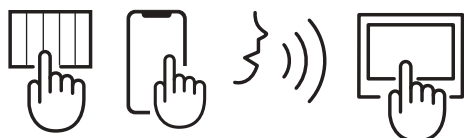
App HOME + CONTROL



EVERYTHING UNDER CONTROL

Thanks to MyHOME, end users can manage their homes in full freedom: using Living Now manual controls, Touch Screen devices, Smartphones with the HOME + CONTROL App and through the Voice Control Alexa built-in and also with the Amazon and Google vocal assistants.

MyHOME system can be managed by voice through the Voice Control Alexa built-in and also with the Amazon and Google vocal assistants.



NOTE (*) Item F460.

In installations equipped with a MyHOME system featuring video door entry system, the internal unit Classe 300EOS with Netatmo can be used as a webserver instead of the Item F460.

VOICE CONTROLS

Control the MyHOME functions with your voice

■ With BTicino devices

CLASSE 300EOS WITH NETATMO: THE FIRST VIDEO INTERNAL UNIT WITH BUILT-IN ALEXA

Enjoy the full Alexa experience interacting with all its functions, such as: Custom routines - Play Music - Smart Home - To set the clock alarms - Memos and video door entry functions. Also compatible with HOMEKIT.



VOICE CONTROL WITH BUILT-IN AMAZON ALEXA VOICE ASSISTANT

Innovative device without cover plate with built-in Amazon Alexa voice assistant for flush mounted installation. Ideal for installing in each room of the home a voice control for the management of MyHOME.




■ Or with Google and Amazon voice assistants

Thanks to the integration of MyHOME with the Google Home and Amazon Alexa voice assistants you can now control the lights and controlled sockets and, using the scenarios, the shutters, burglar alarm, ideal temperature and the music played by the system using your voice as well.

An important functionality which improves the comfort and usability MyHOME, especially by old people or long-stay patients who cannot interact with the manual controls.

As well as asking for information on the news, weather, times etc. you will be able to interact with the MyHOME system by using voice controls of the following type:

- "Ok Google, switch off all the lights"
- "Alexa, raise the living room shutters"
- "Alexa, welcome me home"



"Alexa, welcome me home!"

"Alexa, what will the weather be like tomorrow?"



YOU ASK, ALEXA ANSWERS.

Use your voice to activate the home automation functions of your home: lights, shutters, scenarios, favourite music, or ask for any other information.

Note: with the "Welcome me home" scenario, it is possible to activate lights and shutters and disable the burglar alarm.

"Alexa, set the alarm for 7:30"

"Alexa, switch off the lights"

"Alexa, activate the relaxation scenario"



Note: with the "Relax" scenario, it is possible to activate lights and shutters, set a comfort temperature and listen to the preferred music through the NUVO multi-room system.

DIGITAL CONTROLS: A NEW WAY TO TOUCH HOME AUTOMATION

LIGHT CONTROLS AND FULL CONTROLS: A MULTISENSORIAL EXPERIENCE

- New touch controls without cover plate
- Configuration of functions and customization of icons and LEDs via the Home + Project app
- Light and Full controls expandable to new functions



Light control

Full digital controls



Definition of the control device



Definition of the icons

CREATE CUSTOMISABLE FUNCTIONS

The function associated with the control device and the corresponding icon is set by the installer via the Home + Project app.

FUNCTION MODIFICATION



From dimmer control



To shutter control

FUNCTION EXTENSION



From the control of one light




To the control of two lights



HOME + PROJECT

EXTEND THE CONTROL

Expand the system by adding new control devices with a new frame. Without wiring.




MOVE THE POSITION

With a simple operation, it is possible to change the position of a control device, maintaining its function. Without wiring.




INSTALLATION OF DIGITAL CONTROLS

With reference to the illustration, digital devices are installed in their respective flush mounted box and support, item K470..., using an appropriate "frame" with 27 Vd.c. control device power supply contacts. The Module for connection to the system BUS and any flush mounted actuators are installed on the support.



INSTALLATION OF VOICE CONTROL

This operation is completed in a similar way as the installation of digital controls, but it requires the removal of the two vertical finishing elements from the electrified frame.





App Home + Project

Design and configure the system easily

Home + Project is a tool dedicated to the installer, which simplifies the design and configuration process of the MyHOME system, regardless of the server used, item F460 or Classe 300EOS with Netatmo. It is available in 2 versions: a web App version for designing in the office via a desktop, accessible via the site <https://homeproject.legrand.com/> and an App version for iOS and Android Smartphones and Tablets suitable for use on site.

Discover its new features

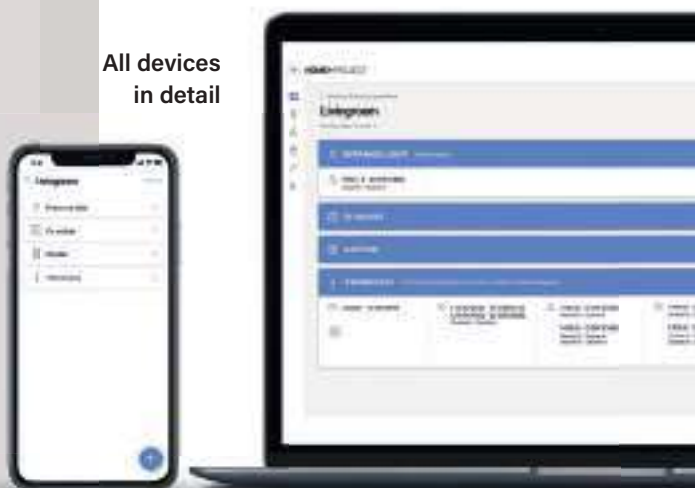
To make the installers' experience even more flexible, discover all the new functions released which simplify configuration, making the app more intuitive and complete:

1. Configuration backup and restore
2. Testing of system functions
3. Export of device addresses
4. System configuration off line, even when the Internet is not available
5. Firmware update of the devices
6. "Identify" test for the recognition of the loads
7. Calibration of the temperature probe
8. Association of several control devices with one actuator
9. Automatic association of controls with actuators
10. Configuration of control and energy display devices
11. Compatibility with Tablet devices
12. Replacement of a device without reconfiguring the system
13. Quick identification of a device to change its configuration

All projects at glance



All devices in detail



Living Now KNX

Connected controls
for the Home and
Building automation,
which communicate
via KNX standard BUS.

Dress KNX systems with Living Now aesthetics.

The Living Now range of devices is completed with a KNX certified multifunction control device that guarantees interoperability both between the KNX products of the BTicino offer and the products of different manufacturers. It will thus be possible to create advanced solutions for the intelligent management of comfort and energy saving functions in hotels, hospitals, tertiary and residential environments.



MULTIFUNCTION CONTROL

Advanced device to be combined with the relevant key covers equipped with graphics, to manage up to 4 functions different configurable with the ETS software and editable at any time.

BUS



Living Now KNX - Functions

SHUTTERS MANAGEMENT

Control of the position UP/DOWN with memorization of favourite position.



LIGHT CONTROL

Management of standard lamps and colored with ON/OFF mode and dimmer for optimal comfort.



MANAGEMENT OF SCENARIOS

Setting with just one touch of the lights, of the shutters and temperature to create comfort situations or prepare the environment for when it's not busy.



TEMPERATURE CONTROL

Control any kind of HVAC (ON-OFF valves, ON-OFF and 0-10V Floor Control Units or VRV/VRF systems). Setting the temperature, fan speed and control modes.



Living Now KNX - Devices

TOUCH SCREEN


Devices available with 4" and 5" screen, equipped with a temperature and proximity sensor for centralized management of all functions via dedicated pages.



CONTROLLER

Multi-purpose devices for management of:

- Lighting with ON/OFF or dimmer mode
- Motorized shutters and doors
- Devices HVAC thermoregulation



PRESENCE SENSORS

Apart from simple ON/OFF and dimming controls, sensors provide access to the advanced automation functions required in any "green" building: stand-by/maintained dimming, programmed lighting maintenance as well as scenario triggering dependent on presence/absence, natural light levels or time.

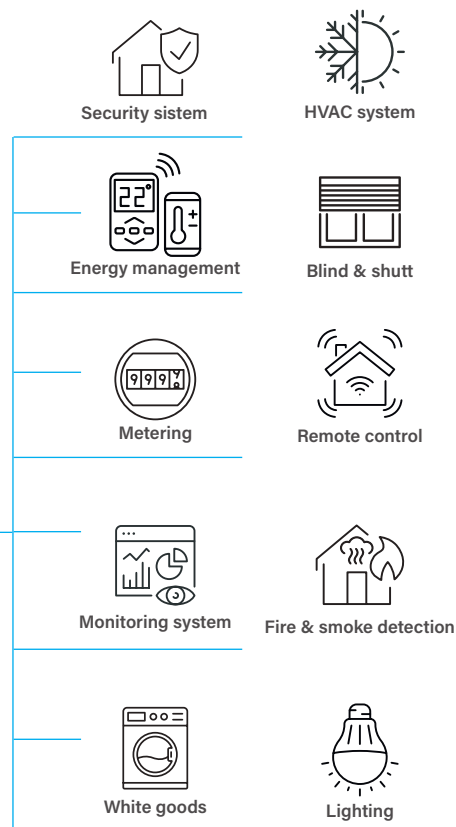


FULL INTEROPERABILITY WITH ALL THIRD PARTY APPLICATIONS AND SYSTEMS


Beyond providing optimum control of lighting, shutters, temperature and socket outlets, the KNX protocol is interoperable with all applications installed: you are free to complete your project with other products (heating and ventilation, fire alarms, emergency lighting, etc.) or software leveraging the KNX standard, whoever supplies them!



BTicino KNX solutions can therefore be integrated into an active general building management system, making it possible to display consumption or to be alerted when a fault occurs!



ALWAYS PERFECT INSTALLATION



502E box



Support



Traditional or
smart mechanisms

FUNCTIONAL ELEMENTS

STANDARD INSTALLATION

Both in case of **traditional** and **connected devices**, installation is always standard, with the following characteristics:

- traditional wiring;
- flush mounted or plasterboard boxes, typically 2 to 6 modules;;
- no configuration required.

YOUR WORK DOES NOT CHANGE, BUT IS MADE EASIER

The rules and procedures for the installation of the electric system don't change. Moreover, with the installation of the aesthetic components at the end of the works, you will hand to your customer a perfect and perfectly looking system.



Cover plates for the attachment of the covers



Covers that attach to the cover plate

AESTHETIC ELEMENTS

SITE ACTIVITY SEQUENCE

- Install the system, fully working, but without aesthetic elements (cover plates and covers)
- Protect the light point using the protective shell (supplied with the support))
- After completing all the works (including the painting of the walls), install the cover plates and the covers

MORE ADVANTAGES

- When repainting the walls in the future, the customer will be able to easily remove the light point aesthetic components, cover plates and covers, and just as easily replace them on completion of the works
- After a few years the customer decides to change light points?
It is possible to simply change the covers, without touching the mechanisms

SOLUTIONS FOR AN ALWAYS PERFECT INSTALLATION

FULL TOUCH CONTROL: ERGONOMICS

All the surface is functional. It can be precisely activated from the top, bottom or centre, ensuring exceptional ergonomics.



FULL TOUCH CONTROL: ELECTRO MECHANICS


1) tested with over 80,000 activations with the load connected; double than the standard requirements.

This equals over 40 years of "normal" use.

2) 10AX 250 V or 15AX 127 V, tested up to 700 A peak; also perfect for the new LED light bulbs, which generate significant peak current when switched on.

SELF CENTERING SYSTEM

This patented cover self-centering system ensures that the control covers are always aligned with the other components of the light point, even after extended use.



FLOATING FRAME

It's the flexible floating frame at the back of the cover plate that makes sure that the light point perfectly adheres to any wall.

The floating frame gives the possibility of:

- 1) hiding wall defects;
- 2) hiding any irregularity in flush mounted boxes their positioning;
- 3) hiding the external collars of plasterboard boxes.



STRONGER SUPPORT

Up to 4 times stronger than the current version, thanks to the new geometry and high performance materials.



BETTER PROTECTION

The support has a protective shell, which can be used to protect supports and mechanisms from possible damage during decorating activities, for example when painting the walls.

AN INTERNATIONAL STANDARD

MAIN MODULARITIES

With Living Now you can choose from a wide range of standards and modularity to get the solution that best suits your project.



ITALIAN / AUSTRALIAN
CHINESE / INDIAN
Standard



GERMAN AND FRENCH
Standard



GERMAN AND FRENCH

71 mm centre distance

SOCKET OUTLETS STANDARD

The socket outlets range
is complete of the main
international standards.



GERMAN



ITALIAN



FRENCH / BELGIAN



AMERICAN



AUSTRALIAN



EURO / AMERICAN



ISRAELI



CHINESE



INDIAN



BRASILIAN



MULTISTANDARD



SWISS



BRITISH

Living Now



Standard system

SECTION 1

Living Now

Switches, sockets, other functions and covers, for the residential electrical system.

How to choose devices for the composition of the electrical system



Type of system	Catalog section
Living Now standard system (Switches, sockets, other functions and covers for the residential electrical system)	1 + 5
Living Now with Netatmo (Connected controls for the smart home, which communicate via radio)	2 + 1 + 5
Living Now MyHOME (Connected controls for the smart home, which communicate via SCS BTicino bus)	3 + 1 + 5
Living Now KNX (Connected controls for the smart home, which communicate via KNX standard bus)	4 + 1 + 5

Note: section n°5 for cover plates range



Devices to be completed with appropriate covers as indicated below

Item	Switch, two-way switch, pushbutton, intermediate switch 10 AX - 250 V~
OK4001	1P 10 AX, 250 V~, 1-way switch, screw and plates terminals, lightable - 1 module
OK4001A	1P 10 AX, 250 V~, 1-way switch, automatic terminals, lightable - 1 module
OK4001M2A	1P 10 AX, 250 V~, 1-way switch, automatic terminals, lightable - 2 modules
OK4003	1P 10 AX, 250 V~ 2-way switch, screw and plates terminals, lightable - 1 module
OK4003A	1P 10 AX, 250 V~ 2-ways switch, automatic terminals, lightable - 1 module
OK4003M2A	1P 10 AX, 250 V~, 2-ways switch, automatic terminals, lightable - 2 modules
OK4004	1P 10 AX, 250 V~ 4-way switch, screw and plates terminals - 1 module
OK4004L	1P 10 AX, 250 V~ LIT 4-ways switch, screw and plates terminals, with white LED for backlighting (the LED is not interchangeable) - 1 module
OK4004LB	1P 10 AX, 250 V~ LIT 4-ways switch, screw and plates terminals, with blue LED for backlighting (the LED is not interchangeable) - 1 module
OK4004V127L	1P 10 AX, 127 V~ LIT 4-way switch, screw and plates terminals, with white LED for backlighting (the LED is not interchangeable) - 1 module
OK4004V127LB	1P 10 AX, 127 V~ LIT 4-way switch, screw and plates terminals, with blue LED for backlighting (the LED is not interchangeable) - 1 module
OK4005	1P (NO) 10 A, 250 V~ pushbutton, screw and plates terminal, lightable - 1 module
OK4005A	1P (NO) 10 A, 250 V~ pushbutton, automatic terminals, lightable - 1 module
OK4005M2A	1P (NO) 10 A, 250 V~ pushbutton, automatic terminals, lightable - 2 modules
	Pushbutton 10 A - 250 V~

Item	Cover
<input type="checkbox"/> KW01 <input checked="" type="checkbox"/> KG01 <input type="checkbox"/> KM01	1 module Lightable cover for item K4001, K4003, K4004, K4004L, K4004LB, K4004V127L, K4004V127LB, K4005, K4034, K4001A, K4003A, K4005A
<input type="checkbox"/> KW01M2 <input checked="" type="checkbox"/> KG01M2 <input type="checkbox"/> KM01M2	2 modules Lightable cover for item K4001, K4003, K4004, K4004L, K4004LB, K4004V127L, K4004V127LB, K4005, K4034, K4001A, K4003A, K4005A, K4001M2A, K4003M2A, K4005M2A
<input type="checkbox"/> KW01X <input checked="" type="checkbox"/> KG01X <input type="checkbox"/> KM01X	Covers with symbols for controls 1 module - high brightness Lightable cover for item K4001, K4003, K4004, K4004L, K4004LB, K4004V127L, K4004V127LB, K4005, K4034, K4001A, K4003A, K4005A
<input type="checkbox"/> KW01M2X <input checked="" type="checkbox"/> KG01M2X <input type="checkbox"/> KM01M2X	2 modules - high brightness Lightable cover for item K4001, K4003, K4004, K4004L, K4004LB, K4004V127L, K4004V127LB, K4005, K4034, K4001A, K4003A, K4005A, K4001M2A, K4003M2A, K4005M2A
<input type="checkbox"/> KW01A <input checked="" type="checkbox"/> KG01A <input type="checkbox"/> KM01A	1 module - light symbol Lightable cover for item K4001, K4003, K4004, K4004L, K4004LB, K4004V127L, K4004V127LB, K4005, K4034, K4001A, K4003A, K4005A
<input type="checkbox"/> KW01M2A <input checked="" type="checkbox"/> KG01M2A <input type="checkbox"/> KM01M2A	2 modules - light symbol Lightable cover for item K4001, K4003, K4004, K4004L, K4004LB, K4004V127L, K4004V127LB, K4005, K4034, K4001A, K4003A, K4005A, K4001M2A, K4003M2A, K4005M2A
<input type="checkbox"/> KW01D <input checked="" type="checkbox"/> KG01D <input type="checkbox"/> KM01D	1 module - bell symbol Lightable cover for item K4001, K4003, K4004, K4004L, K4004LB, K4004V127L, K4004V127LB, K4005, K4034, K4001A, K4003A, K4005A
<input type="checkbox"/> KW01M2D <input checked="" type="checkbox"/> KG01M2D <input type="checkbox"/> KM01M2D	2 modules - bell symbol Lightable cover for item K4001, K4003, K4004, K4004L, K4004LB, K4004V127L, K4004V127LB, K4005, K4034, K4001A, K4003A, K4005A, K4001M2A, K4003M2A, K4005M2A.
<input type="checkbox"/> KW01F <input checked="" type="checkbox"/> KG01F <input type="checkbox"/> KM01F	1 module - key symbol Lightable cover for item K4001, K4003, K4004, K4004L, K4004LB, K4004V127L, K4004V127LB, K4005, K4034, K4001A, K4003A, K4005A
<input type="checkbox"/> KW01M2F <input checked="" type="checkbox"/> KG01M2F <input type="checkbox"/> KM01M2F	2 modules - key symbol Lightable cover for item K4001, K4003, K4004, K4004L, K4004LB, K4004V127L, K4004V127LB, K4005, K4034, K4001A, K4003A, K4005A, K4001M2A, K4003M2A, K4005M2A.

- Notes:

- for the LEDs to use see the "Backlighting LEDs" section later on in the catalogue.
- for solutions requiring 2-module covers for the main controls, it will be necessary to install two "half-module blanking modules" (item K4949) at the sides of the control, see examples of installation in the "Installation and cover plate range" section at the bottom of the catalogue.

White colour cover

Black colour cover

Sand colour cover

Neutral item (without cover)

Items in orange colour: New products

Living Now

control for shutters, fan and touchless control



Devices to be completed with appropriate covers as indicated below





Item	Switch	Fan controller	Touchless switch	Item	Cover
○K4027	1P 10 AX, 250 V~ changeover switch, double-key 1-0-2, not lightable - 1 module			<input type="checkbox"/> KW06 <input checked="" type="checkbox"/> KG06 <input type="checkbox"/> KM06	1 module Cover for item K4027
○K4037N	10 A 250 V~ double pushbutton 1 P (NO) + 1 P (NO) interlocked for shutters, not lightable - 1 module			<input type="checkbox"/> KW06V <input checked="" type="checkbox"/> KG06V <input type="checkbox"/> KM06V	Cover for item K4027 vertical installation
<input type="checkbox"/> KW4017 <input checked="" type="checkbox"/> KG4017 <input type="checkbox"/> KM4017	Fan controller 240V~ 100W 50Hz - The cover of the selected colour is supplied in the same box as the fan controller - for Indian std. installations - 2 module			<input type="checkbox"/> KW05 <input checked="" type="checkbox"/> KG05 <input type="checkbox"/> KM05	Cover for item K4037N
<input type="checkbox"/> KW4018 <input checked="" type="checkbox"/> KG4018 <input type="checkbox"/> KM4018	Fan controller 110-220 V~ 15-160 VA 50-60Hz - The cover of the selected colour is supplied in the same box as the fan controller - 1 module			<input type="checkbox"/> KW05V <input checked="" type="checkbox"/> KG05V <input type="checkbox"/> KM05V	Cover for item K4037N vertical installation
○K4005TL	Touchless switch for doors, electric and electromagnetic door locks. Allows to control door opening by simply passing the hand in front of the switch. Detection distance adjustable from 10 cm (default setting) to 30 cm LED indicator light, activated by default (can be switched off). Mechanism depth 25 mm, compatible with all types of flush-mounting boxes. Power supply 12 - 24 - 48 V= Available modes: - ON/OFF mode/pulse mode (by default mode) - NC/NO mode (by default mode) - 2 modules.			<input type="checkbox"/> KW06M2 <input checked="" type="checkbox"/> KG06M2 <input type="checkbox"/> KM06M2	2 modules Cover for item K4027
○K4003TL	Touchless switch for lighting. Allows to control light sources by simply passing the hand in front of the switch. Detection distance 6 cm LED indicator light, activated by default (can be switched off). Mechanism depth 20 mm, compatible with all types of flush-mounting boxes. 2 possibilities of cabling: With neutral, 3 wires. Accepted power by lamp type: - LEDs and CFL lamps: 200 W LED - Incandescent and halogen lamps: 200 W - LEDs, CFLs, halogen lamps, fluorescent tubes with ferromagnetic or electronic transformer: 200 VA Without neutral, 2 wires. Accepted power by lamp type: - LEDs and CFL lamps: 5 to 200 W LED - Incandescent and halogen lamps: 5 to 200 W - LEDs, CFLs, halogen lamps, fluorescent tubes with ferromagnetic or electronic transformer: 5 to 200 VA 4 modes available: - 1-way switch mode: wiring with or without neutral - 2-way switch mode: wiring with neutral mandatory - Master/Slave mode: wiring with neutral mandatory, 3 slaves max. - Push-button mode: wiring with neutral mandatory, for controlling relays or a "with Netatmo" micromodule - 2 modules			<input type="checkbox"/> KW05M2 <input checked="" type="checkbox"/> KG05M2 <input type="checkbox"/> KM05M2	Cover for item K4037N vertical installation
				<input type="checkbox"/> KW06M2VMC <input checked="" type="checkbox"/> KG06M2VMC <input type="checkbox"/> KM06M2VMC	Cover for item K4027 vertical installation
				<input type="checkbox"/> KW05M2VMC <input checked="" type="checkbox"/> KG05M2VMC <input type="checkbox"/> KM05M2VMC	Cover for item K4037N vertical installation
				<input type="checkbox"/> KW70M2 <input checked="" type="checkbox"/> KG70M2 <input type="checkbox"/> KM70M2	Cover for item K4027
					Cover for item K4037N
					Covers for touchless controls K4003TL e K4005TL - 2 modules





White colour cover Black colour cover Sand colour cover ○ Neutral item (without cover)










Items in orange colour: New products



Devices to be completed with appropriate covers as indicated below

Item	Dimmer
○K4410	Dimmer for ballast lamp  Pushbutton dimmer for ballast lamp with 0-10V output. 100 to 240 V~ 50 to 60 Hz - 2 modules
○K4418	 Universal Pushbutton Dimmer - with neutral, 3 wires. Can be associated with one or several push-buttons (non illuminated type). Each push-button able to perform the On/ Off and dimming function. Memory level function: Lights come on again at the same lighting level as before they were last switchoff. Lower and upper thresholds setting. Indicator/locator function. For all types of lamps : - Dimmable LEDs and CFLs : 0 to 150 W (15 lamps max.) - Halogen, incandescent 230 V~ : 0 to 150 W - Halogen with ferromagnetic or electronic transformer : 0 to 150 VA. Depth 35 mm (with neutral). Standby consumption < 5 mW - 1 module
○K4418M2	 As above - 2 modules
○K4419M2	 As above - 2 wires - 2 modules

Item	Cover
<input type="checkbox"/> KW19 <input checked="" type="checkbox"/> KG19 <input type="checkbox"/> KM19	1 module  Cover for item K4411, K4410  Lighttable cover for item K4418  Lighttable cover for item K4418M2
<input type="checkbox"/> KW01N <input checked="" type="checkbox"/> KG01N <input type="checkbox"/> KM01N	 Lighttable cover for item K4419M2
<input type="checkbox"/> KW01M2N <input checked="" type="checkbox"/> KG01M2N <input type="checkbox"/> KM01M2N	
<input type="checkbox"/> KW01M2P <input checked="" type="checkbox"/> KG01M2P <input type="checkbox"/> KM01M2P	

	Type	Ergonomic	Item	Current range	 Incandescent and halogen	 Halogen with electronic transformer	 Compact fluorescent	 Led lamp	 Fluorescent with 0-10 V ballast
	Ballast 2 mod.	Push	K4410	240 V 100 V					40 - 600 VA
	Universal push neutral 1 mod.	Push	K4418	240 V 100 V	150 W 75 W	150 W 75 W	150 W 75 W	150 W 75 W	
	Universal push neutral 2 mod.	Push	K4418M2	240 V 100 V	150 W 75 W	150 W 75 W	150 W 75 W	150 W 75 W	
	Universal push without neutral 2 mod.	Push	K4419M2	240 V 100 V	150 W 75 W	150 W 75 W	150 W 75 W	150 W 75 W	

White colour cover Black colour cover Sand colour cover ○ Neutral item (without cover)




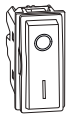

Items in orange colour: New products

Living Now

other switches



Devices to be completed with appropriate covers as indicated below

Item		Cover
<input type="checkbox"/> KW4301V16 <input checked="" type="checkbox"/> KG4301V16 <input type="checkbox"/> KM4301V16	Indian standard switches  1P 16 AX, 250 V~, 1-way switch, screw and plates terminals, with white LED for backlighting (the LED is not interchangeable) - 1 module	1 module  Cover for Item KW4301V16, KW4301V20 and KW4002 Cover for Item KG4301V16, KG4301V20 and KG4002 Cover for Item KM4301V16, KM4301V20 and KM4002
<input type="checkbox"/> KW4301V20 <input checked="" type="checkbox"/> KG4301V20 <input type="checkbox"/> KM4301V20	 1P 20 AX, 250 V~, 1-way switch, screw and plates terminals, with white LED for backlighting (the LED is not interchangeable) - 1 module	
<input type="checkbox"/> KW4002 <input checked="" type="checkbox"/> KG4002 <input type="checkbox"/> KM4002	Two-pole switches  2P 16 AX, 250 V~, lightable switch - 1 module	
<input type="checkbox"/> KW4302V32 <input checked="" type="checkbox"/> KG4302V32 <input type="checkbox"/> KM4302V32	Indian standard two-pole switches  2P 32 A, 250 V~ switch, with white LED for backlighting (the LED is not interchangeable) - 1 module	

White colour cover

Black colour cover





Sand colour cover




Neutral item (without cover)

Items in orange colour: New products



Devices to be completed with appropriate covers as indicated below

Item	Pushbutton
○K4034	 10 A 250 V \sim opening pushbutton 1 P (NO) and 1 P (NC), lightable - 1 module
<input type="checkbox"/> KW4033 <input checked="" type="checkbox"/> KG4033 <input type="checkbox"/> KM4033	Pull cord pushbutton  10 A 250 V \sim pull-cord pushbutton 1 P (NO) and 1 P (NC) - 1 module
○K4040	Plate pushbutton  3 A 250 V \sim door pushbutton - backlit with LED technology (already installed), cover supplied in package with the pushbutton - 2 modules
○K4040V12	 Door pushbutton as above - 12 V \sim




Item	Cover for pushbutton
<input type="checkbox"/> KW01 <input checked="" type="checkbox"/> KG01 <input type="checkbox"/> KM01	1 module  Cover lightable for item K4034
<input type="checkbox"/> KW02 <input checked="" type="checkbox"/> KG02 <input type="checkbox"/> KM02	Cover for pull cord pushbutton 1 module  Cover for item KW4033 Cover for item KG4033 Cover for item KM4033
<input type="checkbox"/> KW02M2 <input checked="" type="checkbox"/> KG02M2 <input type="checkbox"/> KM02M2	2 module  Cover for Item KW4033 Cover for Item KG4033 Cover for Item KM4033





Living Now

IR switches and thermostats



Devices to be completed with appropriate covers as indicated below



Item	IR switches
OK4431	 <p>Switch with passive infrared ray movement sensor, suitable for all types of load including LED lamps - 3 wires – variable-threshold twilight circuit with possibility of exclusion – timing circuit to delay switching off adjustable from 30 seconds to 10 minutes - 230 V~ power supply - 1 module</p> <p>Note: for further information, see the technical section at the end of the Catalogue</p>
OK4432	 <p>Switch with passive infrared ray movement sensor, suitable for all types of load including LED lamps - 3 wires – variable-threshold twilight circuit with possibility of exclusion – timing circuit to delay switching off adjustable from 10 seconds to 10 minutes - 230 V~ power supply - 2 modules</p> <p>Note: for further information, see the technical section at the end of the Catalogue</p>
OK4430	 <p>switch with passive infrared ray movement sensor, suitable for all types of load including LED lamps - 2 wires – variable-threshold twilight circuit with possibility of exclusion – timing circuit to delay switching off adjustable from 10 seconds to 10 minutes - it has a selector switch for operating type ON - AUTO - OFF. It is possible to choose between two types of configuration: 1) visible selector switch (install the selector switch supplied and use the cover item. ...17SL) 2) hidden selector switch (do not install the selector switch supplied and use the cover item ...17) - power supply 230 V~ - 2 modules</p> <p>Note: for further information, see the technical section at the end of the Catalogue.</p>



Item	Electronic thermostats
<input type="checkbox"/> KW4441 <input checked="" type="checkbox"/> KG4441 <input type="checkbox"/> KM4441	 <p>Electronic room thermostat - relay output with 1 contact in switching free of 5(2)A potential. - power supply 230 V~ - 2 modules</p>
Cover	
<input type="checkbox"/> KW16 <input checked="" type="checkbox"/> KG16 <input type="checkbox"/> KM16	1 module  <p>Cover for item K4431</p>
<input type="checkbox"/> KW17 <input checked="" type="checkbox"/> KG17 <input type="checkbox"/> KM17	2 modules  <p>Cover for item K4432, K4430</p>
<input type="checkbox"/> KW17SL <input checked="" type="checkbox"/> KG17SL <input type="checkbox"/> KM17SL	 <p>Cover for item K4430</p>

- **Note:** use item K4430 with ..17 or ..17SL covers
- cover .. 17SL: cover providing direct access to the selector. The device operating mode can be changed at any time as the selector is always exposed.
- cover .. 17: cover not providing access to the selector. To change the operating mode using the selector on the product, it will be necessary to remove the cover




Devices to be completed with appropriate covers as indicated below

Item	Italian standard sockets
<input type="checkbox"/> KW4113 <input checked="" type="checkbox"/> KG4113 <input type="checkbox"/> KM4113 <input checked="" type="checkbox"/> KR4113	2 P+E 10 A , 250 V~ socket - centre distance 19 mm - shielded tulip contacts ø 4 mm - 1 module  White Black Sand Red
<input type="checkbox"/> KW4180 <input checked="" type="checkbox"/> KG4180 <input type="checkbox"/> KM4180 <input checked="" type="checkbox"/> KR4180	Socket 2 P+E 16 A 250 Va.c. - centre distance 19 mm and 26 mm - shielded tulip contacts - for 2 P and 2 P+E 10 and 16 A plugs - 1 module  White Black Sand Red

Item	Cover
<input type="checkbox"/> KW02 <input checked="" type="checkbox"/> KG02 <input type="checkbox"/> KM02 <input checked="" type="checkbox"/> KR02	1 module  Cover for item KW4113, KW4180 Cover for item KG4113, KG4180 Cover for item KM4113, KM4180 Cover for item KR4113, KR4180
<input type="checkbox"/> KW02M2 <input checked="" type="checkbox"/> KG02M2 <input type="checkbox"/> KM02M2	2 module  Cover for Item KW4113, KW4180 Cover for Item KG4113, KG4180 Cover for Item KM4113, KM4180

Living Now

italian/german and german standard sockets




Devices to be completed with appropriate covers as indicated below

Item	Italian/german standard sockets
<input type="checkbox"/> KW4140A16 <input checked="" type="checkbox"/> KG4140A16 <input type="checkbox"/> KM4140A16 <input checked="" type="checkbox"/> KR4140A16	 Socket 2 P+E 16 A 250 V~ - 19 and 26 mm centre distance in 2-centre configuration - protected tulip contacts; side earth contact for German standard plugs; suitable for: Italian standard plugs 2P and 2 P+E 10/16 A, and 16A, German standard plugs 2P+E 16 A - 2 modules.
<input type="checkbox"/> KW4140A16F <input checked="" type="checkbox"/> KG4140A16F <input type="checkbox"/> KM4140A16F <input checked="" type="checkbox"/> KR4140A16F	 German and Italian standard flat socket. When the plug is inserted the socket surface slides inside the casing; it returns to its initial position when the plug is taken out. Socket 2 P+E 16 A 250 V~ - 19 mm and 26 mm centre distance in 2-centre configuration - protected tulip contacts; side earth contact for German standard plugs; suitable for: Italian standard plugs 2P and 2 P+E 10/16 A, and 16A, German standard plugs 2P+E 16 A. - cannot be backlit - 2 modules






Item	German standard sockets
<input type="checkbox"/> KW4141 <input checked="" type="checkbox"/> KG4141 <input type="checkbox"/> KM4141 <input checked="" type="checkbox"/> KR4141 <input checked="" type="checkbox"/> KV4141	 German standard socket 2 P+E 16 A 250 V~ socket with earth side contacts - shielded tulip contacts - with screw terminals
<input type="checkbox"/> KW4141A <input checked="" type="checkbox"/> KG4141A <input type="checkbox"/> KM4141A	 As above - automatic clamps



Item	Cover for italian/german standard sockets
<input type="checkbox"/> KW03 <input checked="" type="checkbox"/> KG03 <input type="checkbox"/> KM03 <input checked="" type="checkbox"/> KR03	2 modules  Cover suitable for italian/german standard sockets.
<input type="checkbox"/> KW03M3 <input checked="" type="checkbox"/> KG03M3 <input type="checkbox"/> KM03M3	3 modules  Cover suitable for italian/german standard sockets


Item	Cover for german standard sockets
<input type="checkbox"/> KW04 <input checked="" type="checkbox"/> KG04 <input type="checkbox"/> KM04 <input checked="" type="checkbox"/> KR04 <input checked="" type="checkbox"/> KV04	2 modules  Cover suitable for german standard sockets
<input type="checkbox"/> KW04P <input checked="" type="checkbox"/> KG04P <input type="checkbox"/> KM04P	2 modules with hatch  Cover suitable for german standard sockets
<input type="checkbox"/> KW04M3 <input checked="" type="checkbox"/> KG04M3 <input type="checkbox"/> KM04M3	3 modules  Cover suitable for german standard sockets



Devices to be completed with appropriate covers as indicated below

Item	European/american standard sockets
<input type="checkbox"/> KW4125 <input checked="" type="checkbox"/> KG4125 <input type="checkbox"/> KM4125	 Euro american standard 2 P 16 A 127/250 VA socket - Ø 5 mm shielded tulip contacts - 2 modules
<input type="checkbox"/> KW4126 <input checked="" type="checkbox"/> KG4126 <input type="checkbox"/> KM4126	 Euro american standard 2 P+E 16 A 127/250 V~ universal duplex socket - Ø 5 mm shielded tulip contacts - 2 modules
<input type="checkbox"/> KW4129 <input checked="" type="checkbox"/> KG4129 <input type="checkbox"/> KM4129	 American standard 2 P+E 15 A 127/250 V~ socket - shielded tulip contacts - 2 modules
<input type="checkbox"/> KW4185 <input checked="" type="checkbox"/> KG4185 <input type="checkbox"/> KM4185	 Euro american standard 2 P+E 16 A 127/250 V~ universal duplex socket - shielded tulip contacts - 3 modules
<input type="checkbox"/> KW4188 <input checked="" type="checkbox"/> KG4188 <input type="checkbox"/> KM4188	 American standard 2 P+E 15 A 127/250 V~ universal duplex socket - shielded tulip contacts - 3 modules

Item	Thai standard sockets
<input type="checkbox"/> KW4126T <input checked="" type="checkbox"/> KG4126T <input type="checkbox"/> KM4126T	 Thai standard 2 P+E 16 A 127/250 VA universal duplex socket - Ø 5 mm shielded tulip contacts - 2 modules
<input type="checkbox"/> KW4185T <input checked="" type="checkbox"/> KG4185T <input type="checkbox"/> KM4185T	 Thai standard 2 P+E 16 A 127/250 VA universal duplex socket - shielded tulip contacts - 3 modules

Item	Cover for european/american and thai standard sockets
<input type="checkbox"/> KW51 <input checked="" type="checkbox"/> KG51 <input type="checkbox"/> KM51	2 modules  Cover suitable for all the items over described
<input type="checkbox"/> KW52 <input checked="" type="checkbox"/> KG52 <input type="checkbox"/> KM52	3 modules  Cover suitable for all the items over described

Living Now

American standard sockets



KW4188GFG6



KW4164T13



K4150

Multistandard socket Israeli standard sockets



K4139



KM59



KW4183



KG64

Devices to be completed with appropriate covers as indicated below

Item	American standard sockets
<input type="checkbox"/> KW4188GFG6 <input checked="" type="checkbox"/> KG4188GFG6 <input type="checkbox"/> KM4188GFG6	American standard 2 P+E 15 A 127 V~ GFCI socket - support frame included - 3 modules
OK4139	Multistandard socket - 2 modules
<input type="checkbox"/> KW4183 <input checked="" type="checkbox"/> KG4183 <input type="checkbox"/> KM4183	Israeli standard sockets 2 P+E 10/16 A 250 Va.c. socket - 2 modules
<input type="checkbox"/> KW4164T13 <input checked="" type="checkbox"/> KG4164T13 <input type="checkbox"/> KM4164T13	Swiss standard sockets 2 P+E 10 A 250 Va.c. socket - 2 modules
<input type="checkbox"/> KW4164T23 <input checked="" type="checkbox"/> KG4164T23 <input type="checkbox"/> KM4164T23	2 P+E 16 A 250 Va.c. socket - 2 modules
OK4150	British standard sockets 2 P+E 13 A 250 Va.c. - 2 modules

Item	Cover for american standard sockets
<input type="checkbox"/> KW52 <input checked="" type="checkbox"/> KG52 <input type="checkbox"/> KM52	3 modules Cover suitable for all the items over described
<input type="checkbox"/> KW59 <input checked="" type="checkbox"/> KG59 <input type="checkbox"/> KM59	Cover for multistandard socket 2 modules Cover suitable for item K4139
<input type="checkbox"/> KW04 <input checked="" type="checkbox"/> KG04 <input type="checkbox"/> KM04	Cover for israeli standard sockets 2 modules Cover suitable for all the items KW4183, KG4183, KM4183
<input type="checkbox"/> KW04P <input checked="" type="checkbox"/> KG04P <input type="checkbox"/> KM04P	2 modules with hatch Cover suitable for all the items KW4183, KG4183, KM4183
<input type="checkbox"/> KW04M3 <input checked="" type="checkbox"/> KG04M3 <input type="checkbox"/> KM04M3	3 modules Cover suitable for all the items KW4183, KG4183, KM4183
<input type="checkbox"/> KW64 <input checked="" type="checkbox"/> KG64 <input type="checkbox"/> KM64	Cover for Swiss standard sockets 2 modules Cover for Swiss standard sockets
<input type="checkbox"/> KW50 <input checked="" type="checkbox"/> KG50 <input type="checkbox"/> KM50	Cover for british standard sockets 2 modules Cover for British standard sockets


White colour cover

Black colour cover


Sand colour cover

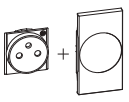
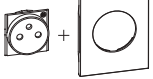
Neutral item (without cover)

Items in orange colour: New products



Devices to be completed with appropriate covers as indicated below

Item	French-Belgium standard sockets
OK4142A	 French-Belgium standard socket 2 P+E 16 A 250 V~ - automatic clamps - shielded tulip - 2 modules

Item	Cover for FLAT socket version
<input type="checkbox"/> KW55F <input checked="" type="checkbox"/> KG55F <input type="checkbox"/> KM55F <input checked="" type="checkbox"/> KR55F <input checked="" type="checkbox"/> KV55F	2 modules  Cover for item K4142A (Red and green for special users)
<input type="checkbox"/> KW55M3F <input checked="" type="checkbox"/> KG55M3F <input type="checkbox"/> KM55M3F	3 modules  Cover for item K4142A

Note: if replacing only the 3-module cover, order the following codes: KG/KM/KW04M3

Example: function & cover colour choice



White colour cover
 Black colour cover
 Sand colour cover
 ○ Neutral item (without cover)


Items in orange colour: New products

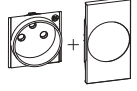
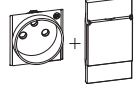

Living Now

French/belgian standard sockets, 2 modules, cover & Top STANDARD socket version



Devices to be completed with appropriate covers as indicated below

Item	French-Belgium standard sockets
OK4142A	 French-Belgium standard socket 2 P+E 16 A 250 V~ - automatic clamps - shielded tulip - 2 modules

Item	Cover for STANDARD socket version
<input type="checkbox"/> KW55 <input checked="" type="checkbox"/> KG55 <input type="checkbox"/> KM55 <input checked="" type="checkbox"/> KR55 <input checked="" type="checkbox"/> KV55	2 modules  Cover for item K4142A (Red and green for special users)
<input type="checkbox"/> KW55P <input checked="" type="checkbox"/> KG55P <input type="checkbox"/> KM55P	2 modules with hatch  Cover for item K4142A
<input type="checkbox"/> KW55M3 <input checked="" type="checkbox"/> KG55M3 <input type="checkbox"/> KM55M3	3 modules  Cover for item K4142A


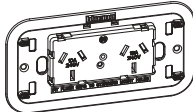
Note: if replacing only the cover with door, order the following codes: KG/KM/KW04P



Example: function & cover colour choice





Devices to be completed with appropriate covers as indicated below

Item	Australian standard sockets
○K4132	 2P+E 10 A 250 V~ Australian std. socket - safety socket SGPO, shuttered and auto switched - 2 modules
○K4134	 2P+E 10 A 250 V~ Australian std. socket - duplex - 3 modules

Item	Brasilian standard socket
□KW4165F ■KG4165F □KM4165F	 2P+E 10A 250V~ flat brasilian std. socket - shuttered contact tubes - 1 module
□KW4166F ■KG4166F □KM4166F	 2P+E 20A 250V~ flat brasilian std. socket - shuttered contact tubes - 1 module

Item	Cover for australian standard sockets
□KW67 ■KG67	 Cover for Item K4132
□KW69 ■KG69	 Cover for Item K4134

Item	Cover for brasilian standard sockets
□KW65 ■KG65 □KM65	 Cover for Item KW4165F, KW4166F Cover for Item KG4165F, KG4166F Cover for Item KM4165F, KM4166F

Living Now




Indian, australian, chinese and brasilian standard sockets



Devices to be completed with appropriate covers as indicated below

Item	China standard sockets
○K4181	 2P+E 16A 250V~ chinese std. socket - shuttered contact tubes - 2 modules
○K4189N	 5P+E 10A 250VA chinese std. socket - shuttered contact tubes - 2 modules
○K4190N	 2P 10A 250VA chinese std. socket - shuttered contact tubes - 1 module
Indian standard socket	
OK4139IN	 Indian multistandard socket - 2 modules
OK4156	 2P+E 6/10A 240V~ and 15A 127V~ Indian and Euro-US std. socket - shuttered contact tubes - 2 modules
OK4157	 2P+E 6/16A 240V~ Indian std. Combined socket - shuttered contact tubes - 2 modules

Item	Cover for chinese standard sockets
3 modules	
<input type="checkbox"/> KW81 <input checked="" type="checkbox"/> KG81	 Cover for Item K4181
<input type="checkbox"/> KW89N <input checked="" type="checkbox"/> KG89N	 Cover for Item K4189N
<input type="checkbox"/> KW89S <input checked="" type="checkbox"/> KG89S	 Cover for Item K4189N
<input type="checkbox"/> KW90N <input checked="" type="checkbox"/> KG90N	 Cover for Item K4190N

Item	Cover for indian standard sockets
<input type="checkbox"/> KW59 <input checked="" type="checkbox"/> KG59 <input type="checkbox"/> KM59	 Cover for Item K4139IN
<input type="checkbox"/> KW56 <input checked="" type="checkbox"/> KG56 <input type="checkbox"/> KM56	 Cover for Item K4156
<input type="checkbox"/> KW57 <input checked="" type="checkbox"/> KG57 <input type="checkbox"/> KM57	 Cover for Item K4157

White colour cover Black colour cover Sand colour cover ○ Neutral item (without cover)

Items in orange colour: New products



Devices to be completed with appropriate covers as indicated below

Item	USB charger
OK4191A	USB charger with 1 type A port for charging electronic devices up to 15W. - 100-240 V 50-60 Hz DIRECT power supply Output voltage 5V - 1 module
OK4191AA	USB charger with 2 type A ports for charging single electronic devices up to 15W or simultaneous charging of two devices. - 100-240 V 50-60 Hz DIRECT power supply Output voltage 5V - 1 module
OK4191AC	USB charger with 2 type A and C ports for charging single electronic devices up to 15W or simultaneous charging of two devices. - 100-240 V 50-60 Hz DIRECT power supply Output voltage 5V - 1 module
OK4191CC	USB charger with 2 type C ports for charging single electronic devices up to 15W or simultaneous charging of two devices. - 100-240 V 50-60 Hz DIRECT power supply Output voltage 5V - 1 module
OK4192C	USB charger with 1 type C port for charging single electronic devices up to 20W. It allows the fast charge of portable devices (PC, tablets, smartphones) based on Power Delivery technology. - 100-240 V 50-60 Hz DIRECT power supply Output voltage 5 - 9 - 12V - 1 module
OK4293CC	Double USB socket - 2 x Type-C 30W. Fast charging suitable for laptops, tablets smartphones and powerbanks. For charging up to two portable devices. Fast charge feature: Power Delivery. Consumption in passive mode < 0,1 W - 2 modules
OK4294C	Single USB sockets - 1 x Type-C 45W For fast charging of smartphones, tablets, powerbanks. Fast charge feature: Power Delivery. Consumption in passive mode < 0,1 W - 2 modules
OK4285C2	5 Vdc type A USB charger for quick charge of one single electronic device up to 15 W or simultaneous charging of two devices - 110-230 V 50-60 Hz DIRECT power supply - 2 modules
OK4286C2	5 Vdc type C USB charger for quick charge of one single electronic device up to 15 W or simultaneous charging of two devices - 110-230 V 50-60 Hz DIRECT power supply - 2 modules

Item	USB charger
OK4287C2	5 Vdc type A and C USB charger for quick charge of single electronic devices up to 15 W or simultaneous charging of two devices - 110-230 V 50-60 Hz DIRECT power supply - 2 modules
OK4288C2	Type C USB charger for quick charge up to 30W. It allows the fast charge of portable devices (PC, tablets, smartphones) based on 3.0 Power Delivery technology and devices not based on 3.0 Power Delivery (tablets, smartphones). Energy efficiency level VI TUV. Standby consumption 0,6W. Output voltage 5 - 9 - 12 - 15 - 20 V - 2 modules.

Item	Cover for USB charger
<input type="checkbox"/> KW11C <input checked="" type="checkbox"/> KG11C <input type="checkbox"/> KM11C	1 module Cover 1 module for item K4191A, K4192C
<input type="checkbox"/> KW13C <input checked="" type="checkbox"/> KG13C <input type="checkbox"/> KM13C	Cover 1 module for item K4191AA, K4191AC, K4191CC
<input type="checkbox"/> KW12C <input checked="" type="checkbox"/> KG12C <input type="checkbox"/> KM12C	2 modules Cover for item K4285C2, K4286C2, K4287C2, K4288C2
<input type="checkbox"/> KW12PD <input checked="" type="checkbox"/> KG12PD <input type="checkbox"/> KM12PD	Covers for 2-module USB chargers. For items K4293CC, K4294C

White colour cover Black colour cover Sand colour cover ○ Neutral item (without cover)




Items in orange colour: New products




Living Now

USB charger with socket - French/belgian and German standard



Devices to be completed with appropriate covers as indicated below

Item	USB charger with socket outlet
<input type="checkbox"/> KW4140A16USB <input checked="" type="checkbox"/> KG4140A16USB <input type="checkbox"/> KM4140A16USB	 <p>Standard Italian P40 socket with integrated USB charger. 2 P+E 16A 250 V_{a.c.} socket - 19 mm and 26mm interaxis in two-centre configuration - protected sockets. Side earth contacts for German standard plugs. Suitable for: - Italian standard plugs 2 P and 2 P+E 10/16A - German standard plugs 2 P+E 16A USB type C Power Delivery socket max 18W for charging electronic devices up to 1500mA. 2 modules</p>
<input type="checkbox"/> KW4141USB <input checked="" type="checkbox"/> KG4141USB <input type="checkbox"/> KM4141USB	 <p>German standard electric socket with integrated USB charger. Socket 2 P+E 16 A 250 V_~ - protected tulip contacts - side earth contact. 5 Vdc type C USB charger for charging electronic devices up to 7,5 W. Integrated with a 2-module support, it can be installed instead of an existing socket in a 40 mm deep box. Screw fixing and connection using automatic clamps.</p>
<input type="checkbox"/> KW4142USB <input checked="" type="checkbox"/> KG4142USB <input type="checkbox"/> KM4142USB	 <p>French/belgian standard flat electric socket with integrated USB charger. Socket 2 P+E 16 A 250 V_~ - protected tulip contacts. When the plug is inserted the socket surface slides inside the casing; it returns to its initial position when the plug is taken out. 5 Vdc type C USB charger for charging electronic devices up to 7,5 W. Integrated with a 2-module support, it can be installed instead of an existing socket in a 40 mm deep box. Screw fixing and connection using automatic clamps.</p>

Item	Cover for USB charger
<input type="checkbox"/> KW63 <input checked="" type="checkbox"/> KG63 <input type="checkbox"/> KM63	<p>2 modules</p>  <p>Cover for items KW4141USB, KG4141USB, KM4141USB</p>
<input type="checkbox"/> KW68 <input checked="" type="checkbox"/> KG68 <input type="checkbox"/> KM68	 <p>Covers for items KW4140A16USB, KG4140A16USB, KM4140A16USB</p>
<input type="checkbox"/> KW62 <input checked="" type="checkbox"/> KG62 <input type="checkbox"/> KM62	 <p>Cover for items KW4142USB, KG4142USB, KM4142USB</p>

White colour cover

Black colour cover

Sand colour cover

Neutral item (without cover)

Items in orange colour: New products



KW4185AA



KG4185AC

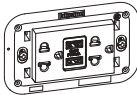

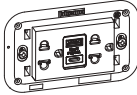
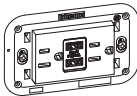
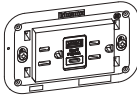


KM4188AC



KM52

Devices to be completed with appropriate covers as indicated below

Item	USB charger with socket european/american std.	Item	Cover for USB charger with socket european/american std.
<input type="checkbox"/> KW4185AA <input checked="" type="checkbox"/> KG4185AA <input type="checkbox"/> KM4185AA	 <p>Euro american standard 2 P+E 16 A 127/250 V~ universal duplex socket - shielded tulip contacts. 5 Vdc type A USB charger for quick charge of one single electronic device up to 3,100 mA or simultaneous charging of two devices up to 1,500 mA - 110-230 V 50-60 Hz DIRECT power supply - 3 modules</p>	<input type="checkbox"/> KW52 <input checked="" type="checkbox"/> KG52 <input type="checkbox"/> KM52	 <p>2 modules Cover for Item KW4185AA, KW4185AC, KW4188AA, KW4188AC Cover for Item KG4185AA, KG4185AC, KG4188AA, KG4188AC Cover for Item KM4185AA, KM4185AC, KM4188AA, KM4188AC</p>
<input type="checkbox"/> KW4185AC <input checked="" type="checkbox"/> KG4185AC <input type="checkbox"/> KM4185AC	 <p>Euro american standard 2 P+E 16 A 127/250 V~ universal duplex socket - shielded tulip contacts. 5 Vdc type A and C USB charger for quick charge of single electronic devices up to 3,100 mA or simultaneous charging of two devices up to 1,500 mA - 110-230 V 50-60 Hz DIRECT power supply - 3 modules</p>		
<input type="checkbox"/> KW4188AA <input checked="" type="checkbox"/> KG4188AA <input type="checkbox"/> KM4188AA	 <p>American standard 2 P+E 15 A 127/250 V~ universal duplex socket - shielded tulip contacts. 5 Vdc type A USB charger for quick charge of one single electronic device up to 3,100 mA or simultaneous charging of two devices up to 1,500 mA - 110-230 V 50-60 Hz DIRECT power supply - 3 modules</p>		
<input type="checkbox"/> KW4188AC <input checked="" type="checkbox"/> KG4188AC <input type="checkbox"/> KM4188AC	 <p>American standard 2 P+E 15 A 127/250 V~ universal duplex socket - shielded tulip contacts. 5 Vdc type A and C USB charger for quick charge of single electronic devices up to 3,100 mA or simultaneous charging of two devices up to 1,500 mA - 110-230 V 50-60 Hz DIRECT power supply - 3 modules</p>		

White colour cover

Black colour cover

Sand colour cover

Neutral item (without cover)

Items in orange colour: New products

Living Now

TV sockets



Devices to be completed with appropriate covers as indicated below







Item	TV socket 1 module	Item	TV socket 2 modules
○ K4202D	Direct coaxial socket for single-user aerial systems, including central remote powered systems and single-user central satellite systems with current and signal transfer for the selection of the channels - shielded connection clamps with captive screws - Diam. 9.5 mm - male connector - 1 module	○ K4211M2C	TV-RD socket for cable operator - Double coaxial shunted socket for TV and FM-LMC reception - Ø 9,5mm - Belgium (Telenet operator) - 2 modules
○ K4202CN	Chinese TV socket - 1 module	○ K4217M2D	Star demixed TV-SAT sockets for DVB-T, cablecast and satellite installation UHD TV, 4GLTE compatible. For distribution of TV & Radio signals. Recommended coaxial cable: 17 VATC - Meet EN 50083 and EN 50083-2 European directive. - TV male connector (Ø9.5 mm) - SAT F type connector - TV: 5-68/120-862 MHz; R: 87.5 - 108 MHz; - SAT: 950-2400 MHz - attenuation 1.5 dB - 2 modules
○ K4202P14	Passthrough coaxial socket, -14 dB attenuation, for centralised aerial systems, including central remote powered systems and centralised satellite systems with current and signal transfer for the selection of the channels - shielded connection clamps with captive screws - Diam. 9.5 mm - male connector - 1 module	○ K4217MP14	Passthrough demixed TV-SAT sockets for DVB-T, cablecast and satellite installation UHD TV, 4GLTE compatible. For distribution of TV & Radio signals. Meet EN 50083 and EN 50083-2 European directive - TV male connector (Ø9.5 mm) - SAT F type connector - TV: 5-68/120-862 MHz; R: 87.5 - 108 MHz; - SAT: 950-2400 MHz - attenuation 14 dB - 2 modules
○ K4202P10	Terminal passthrough coaxial socket, 10dB attenuation, for centralised aerial systems, including central remote powered systems and centralised satellite systems with current and signal transfer for the selection of the channels; shielded connection clamps with captive screws - Diam. 9.5 mm - male connector - 75 Ω incorporated impedance final adapter - 1 module	○ K4217M2P10	Terminal demixed TV-SAT sockets for DVB-T, cablecast and satellite installation UHD TV, 4GLTE compatible. For distribution of TV & Radio signals. Meet EN 50083 and EN 50083-2 European directive - TV male connector (Ø9.5 mm) - SAT F type connector - TV: 5-68/120-862 MHz; R: 87.5 - 108 MHz; - SAT: 950-2400 MHz - attenuation 10 dB - 2 modules
○ K4202F	Type F TV coaxial connector - impedance 75 Ω - screw hook - 1 module	○ K4210M2D	Star demixed TV-R-SAT sockets for DVB-T, cablecast and satellite installation UHD TV, 4GLTE compatible. For distribution of TV & Radio signals. Recommended coaxial cable: 17 VATC - Meet EN 50083 and EN 50083-2 European directive. - TV male connector (Ø 9.5 mm) - R female connector (Ø9.5 mm) - SAT F type connector - TV: 5-68/120-862 MHz; R: 87.5 - 108 MHz; - SAT: 950-2400 MHz - attenuation 1.5 dB - 2 modules
○ K4214D	Direct demixed coaxial socket for single-user aerial systems, also remote powered and shunting centralised and for single-user / shunting centralised satellite systems with current and signal transfer for the selection of the channels, Ø 9.5 mm male TV connector - type F SAT connector - 1 module	○ K4214M2D	Direct demixed coaxial socket for singleuser aerial systems, also remote powered and shunting centralised and for single-user / shunting centralised satellite systems with current and signal transfer for the selection of the channels, Ø 9.5 mm male TV connector - type F SAT connector - 2 module
Cover for TV socket 1 module 1 module <input type="checkbox"/> KW08 <input checked="" type="checkbox"/> KG08 <input type="checkbox"/> KM08 <input type="checkbox"/> KW09 <input checked="" type="checkbox"/> KG09 <input type="checkbox"/> KM09 2 modules <input type="checkbox"/> KW08M2 <input checked="" type="checkbox"/> KG08M2 <input type="checkbox"/> KM08M2		Cover for TV socket 2 modules 2 modules <input type="checkbox"/> KW25M2 <input checked="" type="checkbox"/> KG25M2 <input type="checkbox"/> KM25M2 <input type="checkbox"/> KW26M2 <input checked="" type="checkbox"/> KG26M2 <input type="checkbox"/> KM26M2 Cover for TV-SAT sockets - no brand BTicino 2 modules <input type="checkbox"/> KW4212 <input checked="" type="checkbox"/> KG4212 <input type="checkbox"/> KM4212	


White colour cover
 Black colour cover
 Sand colour cover
 ○ Neutral item (without cover)

Items in orange colour: New products




Devices to be completed with appropriate covers as indicated below





Item	RJ45 connectors	
	Connectors for data/telephony transmission These connectors can be used for 4-pair signal transmission systems - 1 module	
<input type="checkbox"/> KW4279C5E <input checked="" type="checkbox"/> KG4279C5E <input type="checkbox"/> KM4279C5E		Category: 5E UTP Type of connection: TOOLLESS IDC
<input type="checkbox"/> KW4279C6 <input checked="" type="checkbox"/> KG4279C6 <input type="checkbox"/> KM4279C6		Category: 6 UTP Type of connection: TOOLLESS IDC
<input type="checkbox"/> KW4279C6F <input checked="" type="checkbox"/> KG4279C6F <input type="checkbox"/> KM4279C6F		Category: 6 FTP Type of connection: TOOLLESS IDC
<input type="checkbox"/> KW4279C6S <input checked="" type="checkbox"/> KG4279C6S <input type="checkbox"/> KM4279C6S		Category: 6 STP Type of connection: TOOLLESS IDC
<input type="checkbox"/> KW4279C6A <input checked="" type="checkbox"/> KG4279C6A <input type="checkbox"/> KM4279C6A		Category: 6A UTP Type of connection: TOOLLESS IDC
<input type="checkbox"/> KW4279C6AS <input checked="" type="checkbox"/> KG4279C6AS <input type="checkbox"/> KM4279C6AS		Category: 6A STP Type of connection: TOOLLESS IDC

Item	RJ11 connectors	
	These connectors are designed to meet the needs linked with telephonic interconnections - 1 module	
<input type="checkbox"/> KW4258RJ11 <input checked="" type="checkbox"/> KG4258RJ11 <input type="checkbox"/> KM4258RJ11		Category: RJ11 Type of connection: K10

Item	Telephone socket standard BS
OK4238	 Telephone socket standard BS - 1 module

Item	Connector for optical fiber
<input type="checkbox"/> K4268SCA2	 Fiber optic socket with SC/APC. Singlemode APC connector. Used to connect 1 fiber (fitted with connectors)

Item	KEYSTONE
<input type="checkbox"/> KW07K <input checked="" type="checkbox"/> KG07K <input type="checkbox"/> KM07K	 Keystone connectors adapter - 1 module





Item	Cover for RJ45, RJ11 connectors and Keystons adapters
<input type="checkbox"/> KW07 <input checked="" type="checkbox"/> KG07 <input type="checkbox"/> KM07	1 module  Cover for all the RJ45 and RJ11 connectors
<input type="checkbox"/> KW07M2 <input checked="" type="checkbox"/> KG07M2 <input type="checkbox"/> KM07M2	2 modules  Cover for all the RJ45 and RJ11 connectors
<input type="checkbox"/> KW20 <input checked="" type="checkbox"/> KG20 <input type="checkbox"/> KM20	Cover for telephone socket standard BS 2 modules  Cover for item K4238
<input type="checkbox"/> KW13M2 <input checked="" type="checkbox"/> KG13M2 <input type="checkbox"/> KM13M2	Cover for optical fiber connector 2 modules  Cover for item K4268SCA2





Living Now

audio video connectors



Devices to be completed with appropriate covers as indicated below

Item	Audio Connector
<input type="checkbox"/> KW4269R <input checked="" type="checkbox"/> KG4269R <input type="checkbox"/> KM4269R	 Double RCA module - 1 module
<input type="checkbox"/> KW4294 <input checked="" type="checkbox"/> KG4294 <input type="checkbox"/> KM4294	 Home cinema speaker connector - 1 module
<input type="checkbox"/> K4284P	A/V connector  Pre-connected HDMI 1.4 connector - 1 module
<input type="checkbox"/> OK4285P	 Pre-connected type A USB connector - 1 module

Item	Cover for audio and A/V connectors
<input type="checkbox"/> KW07 <input checked="" type="checkbox"/> KG07 <input type="checkbox"/> KM07	1 module  Cover for item KW4269R, KG4269R, KM4269R, KW4294, KG4294 and KM4294
<input type="checkbox"/> KW14 <input checked="" type="checkbox"/> KG14 <input type="checkbox"/> KM14	 Cover for item K4284P
<input type="checkbox"/> KW10P <input checked="" type="checkbox"/> KG10P <input type="checkbox"/> KM10P	 Cover for item K4285P
<input type="checkbox"/> KW07M2 <input checked="" type="checkbox"/> KG07M2 <input type="checkbox"/> KM07M2	2 modules  Cover for item KW4269R, KG4269R, KM4269R, KW4294, KG4294 and KM4294

White colour cover

Black colour cover









Sand colour cover





Neutral item (without cover)

Items in orange colour: New products



Devices to be completed with appropriate covers as indicated below

Item	Bells and buzzer
OK4351V230	Bells  230 V~ bronze bell - 12 VA - 80 dB - 1 module
OK4351V127	 127 V~ bronze bell - 8 VA - 80 dB - 1 module
OK4351V12	 12 V~ bronze bell - 8 VA - 80 dB - 1 module
OK4355V12	 Electronic bell - 3 different sounds - with front volume adjustment - 12 Va.c.-d.c. power supply - 2 modules
OK4356V230	Buzzer  230 V~ buzzer - 12 VA - 80 dB - 1 module
OK4356V127	 127 V~ buzzer - 12 VA - 80 dB - 1 module
OK4356V12	 12 V~ buzzer - 12 VA - 80 dB - 1 module
OK4371	Pilot lamp  Lampholder for pilot lamp with transparent diffuser, to be completed with LED item K4743V230 (white) and/or item K4743V230R (red). Two operating mode: - 1 luminous signaling (to be completed with cover KW/KG/KM08) - 2 luminous signaling (to be completed with cover KW/KG/KM09)

Item	Cover for bell and buzzer
<input type="checkbox"/> KW15 <input checked="" type="checkbox"/> KG15 <input type="checkbox"/> KM15	1 module  Cover for item K4351V230, K4351V127, K4351V12, K4356V230, K4356V127 and K4356V12
<input type="checkbox"/> KW15M2 <input checked="" type="checkbox"/> KG15M2 <input type="checkbox"/> KM15M2	2 modules  Cover for item K4355V12
<input type="checkbox"/> KW08 <input checked="" type="checkbox"/> KG08 <input type="checkbox"/> KM08	Cover for pilot lamp 1 module  Cover for item K4371 (one luminous signal)
<input type="checkbox"/> KW09 <input checked="" type="checkbox"/> KG09 <input type="checkbox"/> KM09	 Cover for item K4371 (two luminous signals)

White colour cover

Black colour cover


Sand colour cover

Neutral item (without cover)










Items in orange colour: New products

Living Now

lighting



Devices to be completed with appropriate covers as indicated below

Item	Reading lamp	Item	Cover for lighting functions
<input type="checkbox"/> KW4362 <input checked="" type="checkbox"/> KG4362 <input type="checkbox"/> KM4362	 <p>It is installed at the bedhead giving directional lighting. It has a flexible arm so that the lighting arm can be directed. The brightness can be dimmed by pressing the integrated ON/OFF control for a long time. It can also be connected to a remote control and, if necessary, the integrated control can be disabled with a 30 sec. press. - LED lamp - 3W consumption - Luminous flux 110 lumen (equivalent to 15 W incandescence) - Life 40,000 hours - 1 module (flush-mounted). Cover supplied with device.</p>	<input type="checkbox"/> KW02 <input checked="" type="checkbox"/> KG02 <input type="checkbox"/> KM02	<p>1 module</p>  <p>Cover for item K4381</p>
OK4380	 <p>Removable and rechargeable torch with automatic switching on device - it lights up automatically when there is a power cut – push&pull pull-out system complete with recharge base – white light LED with high luminous efficiency – ON/OFF switch and SPOT pushbutton to increase the brightness when necessary – interchangeable Ni-MH batteries without “memory” effect – 2 hour life – low consumption in stand-by 0.4 W – 230 V~ power supply - 2 modules</p>	<input type="checkbox"/> KW04 <input checked="" type="checkbox"/> KG04 <input type="checkbox"/> KM04	<p>2 modules</p>  <p>Cover for item K4380</p>
O4380NB	 <p>Spare batteries for removable torch</p>	<input type="checkbox"/> KW71 <input checked="" type="checkbox"/> KG71 <input type="checkbox"/> KM71	 <p>Cover for item K4832 and K4382V12V24</p>
OK4381	 <p>LED safety lamp with automatic operation when there is a power cut. 230 V~ 50/60 Hz – power consumption 2.5 VA (0.1 W) – rechargeable non-replaceable NiMH 3.6 V 140 mAh battery – complete charge in 48 hours - life 2 hours - maximum cable section 1 x 1.5 mm² - light intensity 2400 mcd - angle of emission 120° - not pull-out - 1 module</p>		
OK4382	 <p>Step marker lamps with white light LEDs - 127/230 V~ - on-off switch - 0.15-0.5 W - 2 modules</p>		
OK4382V12V24	 <p>Step marker lamps as above - 12/24 V~</p>		

White colour cover
 Black colour cover
 Sand colour cover
 ○ Neutral item (without cover)

Items in orange colour: New products



Devices to be completed with appropriate covers as indicated below

Item	Key card switches
OK4549	Key card switch for the power supply inside the hotel room - slot light with built-in lamp - 30 second switch-off delay - power supply 230 V~. The completion of the light point requires two "half-module blanking modules" (item K4949) at the sides of the badge holder.
OK4548	Key card switch for the power supply inside the hotel room - slot light with built-in lamp - 30 second switch-off delay - power supply 230 V~ - with RFID technology recognition. The completion of the light point requires two "half-module blanking modules" (item K4949) at the sides of the badge holder.
OK4027H	Off-door controls 1P 10 AX, 250 V~ changeover switch, double-key 1-0-2 for Hotel, LIT - 1 module (The LED is replaceable with item K4743V230RG)
OK4027V127H	As above, 127 V~ (The LED is replaceable with Item K4373V127RG)
OK4373	Lampholder with two built-in LEDs, green and red. Can be used as out of room visual signal with double notification: do not disturb and make up the room - The LEDs cannot be replaced - 127/ 230 V~ power supply - 1 module
OK4288C2	USB charger Type C USB charger for quick charge up to 30W. It allows the fast charge of portable devices (PC, tablets, smartphones) based on 3.0 Power Delivery technology and devices not based on 3.0 Power Delivery (tablets, smartphones). Energy efficiency level VI TUV. Standby consumption 0,6W. Output voltage 5 - 9 - 12 - 15 - 20 V - 2 modules.
<input type="checkbox"/> KW4177 <input checked="" type="checkbox"/> KG4177 <input type="checkbox"/> KM4177	Shaver sockets Shaver socket with insulation transformer - input voltage 230 V~ 50/60 Hz - output voltage 115/230 V~ 20 VA The cover of the selected colour is supplied in the same box as the shaver socket - 3 modules

Item	Cover for functions for hotel
<input type="checkbox"/> KW06H <input checked="" type="checkbox"/> KG06H <input type="checkbox"/> KM06H	1 module Cover for item K4027H and K4027V127H
<input type="checkbox"/> KW11H <input checked="" type="checkbox"/> KG11H <input type="checkbox"/> KM11H	Cover for item K4373
<input type="checkbox"/> KW22M2 <input checked="" type="checkbox"/> KG22M2 <input type="checkbox"/> KM22M2	2 modules Cover for item K4549 et K4548
<input type="checkbox"/> KW22 <input checked="" type="checkbox"/> KG22 <input type="checkbox"/> KM22	3 modules Cover for item K4549 et K4548
<input type="checkbox"/> KW12C <input checked="" type="checkbox"/> KG12C <input type="checkbox"/> KM12C	Cover for USB charger 2 modules Cover for item K4288C2

Living Now

LED and blanking modules



Devices to be completed with appropriate covers as indicated below

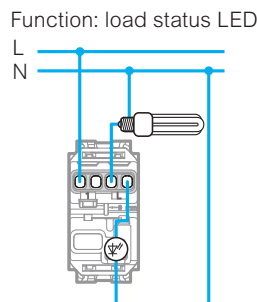
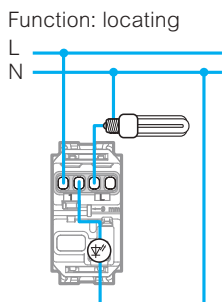
Item	LED for control and socket lighting
	LED for backlighting of the following "basic control devices": K4001, K4001A, K4003, K4003A, K4005, K4005A, K4001M2A, K4003M2A, K4005M2A, KW4002, KG4002, KM4002 et K4034
K4743V230T	white LED - 230 V~ - high luminosity for daytime load notification
K4743V127T	white LED - 127 V~ - high luminosity for daytime load notification
K4743V230R	red LED - 230 V~ - high luminosity for daytime load notification
LN4743/230T	white LED - 230 V~ - night signal
LN4743/12T	white LED - 12/24 VA - night signal
H4743/230B	blue LED - 230 VA - night signal
H4743/12B	blue LED - 12/24 VA - night signal
	Replacement LED for changeover switch (hotel control)
K4743V230RG	Red/green LED - 230 VA for item K4027H
K4743V127RG	Red/green LED - 127 VA for item K4027V127H

Item	Blanking modules
K4950	Blanking module - 1 module
K4953	Blanking module with output Ø 9 mm - 1 module

Item	Installation accessory
K4949	1/2 module blanking module - it does not require the cover

	Cover for Blanking modules
<input type="checkbox"/> KW00 <input checked="" type="checkbox"/> KG00 <input type="checkbox"/> KM00	1 module Cover for item K4950
<input type="checkbox"/> KW08 <input checked="" type="checkbox"/> KG08 <input type="checkbox"/> KM08	Cover for item K4953
<input type="checkbox"/> KW00M2 <input checked="" type="checkbox"/> KG00M2 <input type="checkbox"/> KM00M2	2 modules Cover for item K4950

EXAMPLES OF LED CONNECTION ON A SWITCH






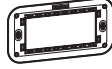




Control backlighting led connection


Note for the connection of 230 V.a.c. LEDs for the backlighting of control devices: when LEDs are fitted to help locate the control itself, it must be taken into account that energy saving and fluorescent lamps do not allow in series connection of the LED on the load. It is therefore necessary to also take a neutral conductor near the control, so that the LED may be connected directly between phase and neutral, and will always be on.


White colour cover Black colour cover Sand colour cover ○ Neutral item (without cover)

Items in orange colour: New products



Item	Supports
K4702	 2-module support frame supplied with protective shell
K4703	 3-module support frame supplied with protective shell
K4703AU	 3-module support frame Australia
K4704	 4-module support frame supplied with protective shell
K4706	 6-module support frame supplied with protective shell
500/00	 Pair of 35 mm screws for the fastening of the supports to boxes installed below the plaster work.
K8102	 Support for the installation of the electrified frame item KW8102P1, KG8102P1, KM8102P1 in 2 module box
KA4902	 Accessorie for 2 module support frame - to be used on Indian standard installations

Item	IP44 housing
26603	 IP44 protection cover (guaranteed when closed). Ideal for installation where an IP44 protection degree is required. Fully compatible with all ranges, both BTicino and other brands. It is made with high-quality material which guarantees long-term sealing against all weather conditions. It can be installed on Italian standard 3-module flush mounted box
503CG	Various accessories Protective cover for flush mounted box item 503E - to be used during finishing masonry works
503EV	Internal resin separator - for box item 503E - for the separation of data and power circuits
503EC	Finishing cover for flush mounted box item 503E - to be used when the box is used as a junction box - can be painted
504EC	Cover as above, for boxes item 504E
506EC	Cover as above, for boxes item 506E
503DE	Internal resin separator - for box item 504E
503ED	Coupling for boxes items 502E, 503E, 504E (horizontal and vertical) and for box 506L (only vertical). It cannot be used with the box extension









Installation sequence for the light point with IP44 enclosure

Traditional electrical system

lightable cover with symbols, for items: K4001, K4003, K4004, K4004L, K4004LB, K4005, K4034



Item	Cover for the comand of heating, ventilation, boiler
1 module	
<input type="checkbox"/> KW01PN	 Cover for heating comand
<input checked="" type="checkbox"/> KG01PN	
<input type="checkbox"/> KM01PN	
<input type="checkbox"/> KW01RN	 Cover for ventilation comand
<input checked="" type="checkbox"/> KG01RN	
<input type="checkbox"/> KM01RN	
<input type="checkbox"/> KW01SN	 Cover for boiler comand
<input checked="" type="checkbox"/> KG01SN	
<input type="checkbox"/> KM01SN	
2 modules	
<input type="checkbox"/> KW0M2PN	 Cover for heating comand
<input checked="" type="checkbox"/> KG0M2PN	
<input type="checkbox"/> KM0M2PN	
<input type="checkbox"/> KW0M2RN	 Cover for ventilation comand
<input checked="" type="checkbox"/> KG0M2RN	
<input type="checkbox"/> KM0M2RN	
<input type="checkbox"/> KW0M2SN	 Cover for boiler comand
<input checked="" type="checkbox"/> KG0M2SN	
<input type="checkbox"/> KM0M2SN	

Living Now with Netatmo



Connected controls for the Smart Home

SECTION 2

Living Now with Netatmo

Connected controls for the smart home, which communicate via radio.

How to choose devices for the composition of the electrical system



Type of system	Catalog section
Living Now standard system (Switches, sockets, other functions and covers for the residential electrical system)	1 + 5
Living Now with Netatmo (Connected controls for the smart home, which communicate via radio)	2 + 1 + 5
Living Now MyHOME (Connected controls for the smart home, which communicate via SCS BTicino bus)	3 + 1 + 5
Living Now KNX (Connected controls for the smart home, which communicate via KNX standard bus)	4 + 1 + 5

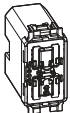

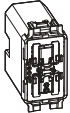




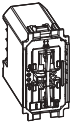
Note: section n°5 for cover plates range

Living Now with Netatmo smart electrical system - MODULAR VERSION

wired devices for light



Devices to be completed with appropriate covers as indicated below

Item	Connected devices for light	Item	Connected devices for light
○ K4001C	 <p>Connected one-way switch. It controls the lights locally or remotely. It can be installed like a traditional two-way switch and is compatible with all loads with max. power 250 W. It has a blue LED, which can be configured using the Home + Control App for the localisation and load status functions. It can be associated to one or more wireless controls. Caution: neutral connection is necessary. Power supply 110-230 V~ - 1 module</p>	○ 4411C	 <p>Connected relay/dimmer with neutral. To be used in ceiling or flush-mounted boxes to be connected to the lights to be managed. It can be connected to one or more traditional buttons or associated with one or more wireless controls. It natively performs the function of ON/OFF switch but can be configured via the Home+Control App to also function as a Dimmer, local or remote. Compatible with all loads: dimmable LED and CFL lamps 150 W LED, incandescent and halogen lamps 150 W, ELV halogen lamps and CFL with separate ballast 150 VA. Power supply 110-230 Va.c.</p>
○ K4003C	 <p>Connected 2ways switch. It allows to control lights locally or remotely. The connected 2ways switch has the same installation and usability of a traditional 2ways switch and it is compatible with all loads with max pover 250 W. It s equipped with a blue LED light used always on for localization modality or on, when the light is on for the load status modality. It can be associated with "wireless light switches". Caution: Must be connected to the neutral. Power supply 110-230 V~ - 1 module</p>	<p>Cover</p> <p>1 module</p> <ul style="list-style-type: none"> <input type="checkbox"/> KW01 <input checked="" type="checkbox"/> KG01 <input type="checkbox"/> KM01  <p>Cover for item K4001C, K4003C and K4411C</p>	
○ 3584C	 <p>Connected lighting micromodule. It allows to control lights locally or remotely. It is compatible with all loads with max pover 300 W. It can be connected to one or more traditional push-button or associated with "wireless light switches". It is installed as a traditional rele in the box (behind the button) or in derivation boxes. Caution: Must be connected to the neutral. Power supply 110-230 V~</p>	<p>2 modules</p> <ul style="list-style-type: none"> <input type="checkbox"/> KW01M2 <input checked="" type="checkbox"/> KG01M2 <input type="checkbox"/> KM01M2  <p>Cover for item K4001C, K4003C and K4411C</p>	
○ FC80RC	 <p>DIN switchboard light device for loads with absorption In= 16 A. Equipped with a meter measuring the current absorbed by the load and contacts for control with up to 10 pushbuttons. 1 DIN module. Power supply 110-230 V~</p>		
○ K4411C	 <p>Dimmer/switch. It allows to control lights locally or remotely, with the dimmer functionality that can be activated from APP Home+Control. It has the same installation and usability of a traditional switch and it is compatible with all loads (LED, halogen) with max power 150 W at 230 V (or 75 W at 110 V). It s equipped with a blue LED light used for localization modality or load status modality, configurable by APP. It can be connected to one or more traditional push-button or associated with "wireless light switches". Caution: Must be connected to the neutral. Power supply 110-230 V~ - 1 module</p>		



App HOME + CONTROL for management of connected devices



Note: for the use of the connected devices, the gateway, item **K4500C**, item **K4510C** or item. **FC80GT**, must be installed as part of the system.

White colour cover Black colour cover Sand colour cover ○ Neutral item (without cover)

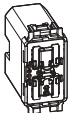

Items in orange colour: New products


Living Now with Netatmo smart electrical system - MODULAR VERSION



wired devices for shutter and door



Devices to be completed with appropriate covers as indicated below

Item	Connected devices for shutters
<input type="radio"/> K4027C	 <p>Connected rolling shutter switch - It allows the control of a shutter locally or remotely. Compatible with all standard rolling shutter motors (with a mechanical or electromechanical stop and max power 500 VA) controlled by a wired shutter switch (switching of the same motor power supply). Not compatible with motors for radio-controlled or pulse-controlled roller shutters. It can be associated with one or more wireless commands. Caution: Must be connected to the neutral. Power supply 110-230 V~ - 1 module</p>
<input type="radio"/> 4027C	 <p>Connected micromodule for shutters. Associated to one or more shutter wireless controls, it controls a shutter locally or remotely. Compatible with all standard shutter motors (with mechanical or electronic limit switch and maximum power 500 VA), controlled by a wired shutter changeover switch (changeover with the same power supply as the motor). Not compatible with radio controlled or pulse controlled shutter motors. It can be installed in the existing shutter box with no need of masonry works. Power supply 110-230 V~</p>

Item	Connected module for garage, door and gate
<input type="radio"/> 3586C	 <p>Enables open/close control of a garage door or gate, locally, remotely or via voice assistant. Status display (open/closed/half open) in the Home + Control App. Can be steered using a wireless shutter control or can be controlled from the remote control art.3528C. Supplied with 2 wired position sensors and specific fixtures. Can be installed into an IP55 box 80 x 80 mm or larger. Fitted with 2 separable fixing points. CAUTION: to operate optimally, the gate engine must be setup in step-by-step mode. In this mode the engine workd with the following cycle: OPEN-STOP-CLOSE-STOP-OPEN-</p>

Item	Cover
<input type="checkbox"/> KW32 <input checked="" type="checkbox"/> KG32 <input type="checkbox"/> KM32	1 module  Cover for item K4027C
<input type="checkbox"/> KW32M2 <input checked="" type="checkbox"/> KG32M2 <input type="checkbox"/> KM32M2	2 modules  Cover for item K4027C

White colour cover

Black colour cover

Sand colour cover

Neutral item (without cover)

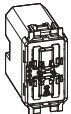



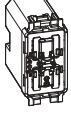
Items in orange colour: New products

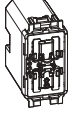

Living Now with Netatmo smart electrical system - MODULAR VERSION


wireless controls for light and shutter









Devices to be completed with appropriate covers as indicated below

Item	Wireless controls for light
○ K4003CWI	 <p>Wireless light switch. It allows the ON / OFF and dimming control of one or more connected devices for the lighting control. It can be installed in any flush-mounted box without any wiring. The battery can be replaced without removing it from the supporting frame. Integrated LED for low battery indication. Powered by battery 3V type CR2032 (supplied) with an autonomy of 8 years - 1 module</p>
○ K4003CW	 <p>Wireless light switch. It allows the ON / OFF and dimming control of one or more connected devices for the lighting control. Surface installation with repositionable stickers (supplied) or onto a flush mounting box. Integrated LED for low battery indication. Powered by battery 3V type CR2032 (supplied) with an autonomy of 8 years - 2 modules</p>
○ K4003DCW	 <p>Wireless light switch. It is equipped with two buttons to control two different connected devices for lights. Each single button can be associated with one or more devices. Surface installation with repositionable stickers (supplied) or onto a flush mounting box. Integrated LED for low battery indication. Powered by battery 3V type CR2032 (supplied) with an autonomy of 8 years - 2 modules</p>
○ 3577C	 <p>It allows to change a traditional two-way switch or a pushbutton into a wireless control for one connected device for light control (ON/OFF). The small size allows the installation in the flush mounted box. CR2032 type 3V power battery with 8 year expected life supplied (as standard).</p>
○ K4007CWI	 <p>Wireless switch for multicolour lighting. Allow to directly control up to 20 Zigbee 3.0 compatible multi-colour lighting (e.g. Ledvance Smart+ Zigbee, Philips Hue...). To be associated with the lighting in the Home + Control App. Allow ON/OFF and dimming control of 3 light moods which have to be preset in the Home +Control App. Supplied with CR2032 3 V long-life battery for power supply. LED function for low battery</p>

Item	Wireless controls for shutter
○ K4027CWI	 <p>Rolling shutter wireless switch - It allows the control of one or more connected rolling shutter switches. It can be installed in any flush-mounted box without any wiring. The battery can be replaced without removing it from the supporting frame. Integrated LED for low battery indication. Powered by battery 3V type CR2032 (supplied) with an autonomy of 8 years - 1 module</p>
○ K4027CW	 <p>Rolling shutter wireless switch - It allows the control of one or more connected rolling shutter switches. Surface installation with repositionable stickers (supplied) or onto a flush mounting box. Integrated LED for low battery indication. Powered by battery 3V type CR2032 (supplied) with an autonomy of 8 years - 2 modules</p>

Item	Motion sensor wireless
○ 3585C	 <p>It controls one or more devices connected for light control. Infrared detection with angle of 140°. Distance of the adjustable sensor from 2 to 8 m. Switch off delay with 1 to 30 min adjustable delay time and 1 to 1000 lux brightness threshold. Test possible with a 5 sec. delay Recommended assembly height: 2.5 m. Optimum distance between 2 detectors: 6 m. For indoor and outdoor use (IP44). Supplied with 2 1.5V AA batteries for power supply.</p>

Item	Cover
<input type="checkbox"/> KW01 <input checked="" type="checkbox"/> KG01 <input type="checkbox"/> KM01	1 module  Cover for item K4003CWI  Cover for item K4027CWI  Cover for item K4007CWI
<input type="checkbox"/> KW32 <input checked="" type="checkbox"/> KG32 <input type="checkbox"/> KM32	2 modules  Cover for item K4003CW  Cover for item K4003DCW  Cover for item K4027CW
<input type="checkbox"/> KW39 <input checked="" type="checkbox"/> KG39 <input type="checkbox"/> KM39	
<input type="checkbox"/> KW42M2 <input checked="" type="checkbox"/> KG42M2 <input type="checkbox"/> KM42M2	
<input type="checkbox"/> KW36M2 <input checked="" type="checkbox"/> KG36M2 <input type="checkbox"/> KM36M2	
<input type="checkbox"/> KW43M2 <input checked="" type="checkbox"/> KG43M2 <input type="checkbox"/> KM43M2	

White colour cover
 Black colour cover
 Sand colour cover
 ○ Neutral item (without cover)

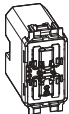

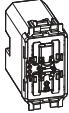




Items in orange colour: New products

Living Now with Netatmo smart electrical system - MODULAR VERSION

wireless controls for scenarios management



Devices to be completed with appropriate covers as indicated below

Item	Wireless Home/Away scenario controls	Item	Cover
○ K4570CWI	 Home / Away wireless switch. It is equipped with 2 buttons for activating Home / Away scenarios. Scenarios can be customized by the Home + Control app. It can be installed in any flush-mounted box without any wiring. The battery can be replaced without removing it from the supporting frame. Integrated LED for low battery indication. Powered by battery 3V type CR2032 (supplied) with an autonomy of 8 years - 1 module	<input type="checkbox"/> KW40 <input checked="" type="checkbox"/> KG40 <input type="checkbox"/> KM40	1 module  Cover for item K4570CWI
○ K4570CW			<input type="checkbox"/> KW41 <input checked="" type="checkbox"/> KG41 <input type="checkbox"/> KM41
○ K4574CWI	Wireless Wake Up / Sleep scenario controls  It is equipped with 2 buttons for activating Wake Up / Sleep scenarios. Scenarios can be customized by the Home + Control app. It can be installed in any flush-mounted box without any wiring. The battery can be replaced without removing it from the supporting frame. Integrated LED for low battery indication. Powered by battery 3V type CR2032 (supplied) with an autonomy of 8 years - 1 module	<input type="checkbox"/> KW40M2 <input checked="" type="checkbox"/> KG40M2 <input type="checkbox"/> KM40M2	2 modules  Cover for item K4570CW
○ K4574CW			<input type="checkbox"/> KW41M2 <input checked="" type="checkbox"/> KG41M2 <input type="checkbox"/> KM41M2
○ K4575CW	Wireless 4 scenarios control  It's equipped with 4 buttons for activating of scenarios 1,2,3 and 4. Scenarios can be customized by the Home+ Control app. Surface installation with repositionable stickers (supplied) or onto a flushmounting box. Integrated LED for low battery indication. Powered by battery 3V type CR2032 (supplied) with an autonomy of 8 years - 2 modules.	<input type="checkbox"/> KW37M2 <input checked="" type="checkbox"/> KG37M2 <input type="checkbox"/> KM37M2	 Cover for item K4575CW
○ 3528C	Pocket remote control 4 scenarios  It allows to add a wireless remote control in your system. Is equipped with 4 keys for the activation of the 1,2,3 and 4 scenarios. The scenarios can be activated and customized by the Home + Control app. Integrated LED for low battery indication. Powered by battery 3V type CR2032 (supplied) with an autonomy of 8 years.		

White colour cover
 Black colour cover
 Sand colour cover
 ○ Neutral item (without cover)


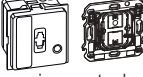

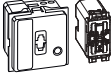











Items in orange colour: New products

Living Now with Netatmo smart electrical system - MODULAR VERSION

controls for energy management and gateway



Devices to be completed with appropriate covers as indicated below

Item	Connected module for energy management	Item	Gateway
○ K4531C	 <p>Connected socket module - wiring to a power outlet, allows to remotely control appliances and check the consumption (instantaneous, daily, monthly). It is also possible to receive notifications in case of anomalous consumption. The connected socket module is compatible with any device electric and large appliances up to 16 A 3680 W max. (protected against overloads). It is equipped with a LED light lit in blue when it is on. This option can be enabled or disabled in the "Home+Control" app. It can be associated with "wireless light switches". Power supply 110-230 V~ - 1 module</p>	○ K4500C	 <p>Gateway. This pack enables to create a connected installation in the home. It can be used to control lighting, roller shutters and electrical equipment plugged into connected sockets: - using your smartphone and the Home + Control app - using voice assistants - from the general control at the entrance to your home Supplied with wireless master IN&OUT scenario control, required for the association of all connected devices. Power supply 110-230 V~ - 2 modules</p>
○ 4141PC	 <p>Mobile connected German standard power outlet -plug&play-. Directly connected to an existing socket, it allows remote control of all the connected electrical appliances. It also monitors the instantaneous, daily and monthly consumption. Compatible with all the devices with power up to 16 A 3680 W (with overload protection). It can be associated to wireless light controls. Power supply 110-230 V~</p>	○ K4510C	 <p>Gateway as above. Supplied with the flush-mounted Home/Away wireless master switch 1 module required for the association procedure of all connected devices. Power supply 110-230 VA - 2 modules</p>
○ 4142PC	 <p>As above French/belgian standard socket.</p>	○ FC80GT	 <p>Gateway as above for DIN switchboard. Supplied without wireless In&Out master scenario control item K4570CW. - 2.5 DIN modules.</p>
○ FC80CC	 <p>Connected contactor for single-phase and/or three-phase loads with maximum absorption In= 20 A. With meter for the measurement of the current absorbed by the load. Power supply 110-230 V~ - 1 DIN module</p>	<p>Cover for item K4531C 1 module</p> <p><input type="checkbox"/> KW31 <input checked="" type="checkbox"/> KG31 <input type="checkbox"/> KM31</p>  <p>Cover for item K4531C</p>	
○ F20T60A	 <p>Connected DIN meter. It allows to measure the energy consumption of the house electric installation (instantaneous, daily, monthly). It is also possible to receive notifications in case of exceeded the maximum power provided by your contract to avoid possible black-out. A toroid is provided to read the current. Power supply 110-230 V~ - 1 DIN module</p>	<p>Covers required for the gateways</p> <p>Cover for the gateway</p> <p><input type="checkbox"/> KW30M2 <input checked="" type="checkbox"/> KG30M2 <input type="checkbox"/> KM30M2</p>  <p>Cover for item K4500C in combination with the relative colored cover item KW40M2, KG40M2, KM40M2 and for item K4510C in combination with the relative colored cover item KW40, KG40, KM40.</p>	
○ F40T125A	 <p>As above. Three-phase module</p>	<p>Cover for the IN&OUT wireless scenario control</p> <p><input type="checkbox"/> KW40 <input checked="" type="checkbox"/> KG40 <input type="checkbox"/> KM40</p>  <p>Cover for item K4570CWI (scenario control supplied with the gateway item K4510C)</p>	
○ FC80GCS	 <p>Connected DIN load management module for the monitoring of the consumptions of the whole electric system, the powering or disconnection of the loads, and the setting of scenarios with priority or non-priority loads. When the maximum intended power is reached, the non-priority loads are temporarily disconnected to avoid black-outs. A toroid for the current reading is provided. Power supply 110-230 V~ - 1 DIN module</p>	<p><input type="checkbox"/> KW40M2 <input checked="" type="checkbox"/> KG40M2 <input type="checkbox"/> KM40M2</p>  <p>Cover for item K4570CW (scenario control supplied with the gateway item K4500C)</p>	
○ FC80AC	 <p>Smart device for controlling and measuring the consumption of equipment fitted with dry contacts. Rating 12V/30Vdc or 230Vac 2A max. Ideal for controlling and measuring heating appliances, wallboxes and electric vehicle charging stations, ventilation systems, irrigation systems and any other device with a control dry contact. Not suitable for shutter automation. A toroid is supplied, for the measurement of the current absorbed by the load, max 80A. Function management through the Home + Control App, compatible with load management module FC80GCS. 1 DIN module. 100-240V a.c. power supply 50/60 Hz. Requires a Zigbee gateway.</p>		

White colour cover Black colour cover Sand colour cover ○ Neutral item (without cover)





Items in orange colour: New products

Living Now with Netatmo smart electrical system - EUROPEAN VERSION

wired devices for light




Devices to be completed with appropriate covers as indicated below

Item	Connected devices for light
○ 3584C	 <p>Connected lighting micromodule. It allows to control lights locally or remotely. It is compatible with all loads with max power 300 W. It can be connected to one or more traditional push-button or associated with "wireless light switches". It is installed as a traditional rele in the box (behind the button) or in derivation boxes. Caution: Must be connected to the neutral. Power supply 110-230 V~</p>
○ FC80RC	 <p>DIN switchboard light device for loads with absorption $I_n = 16$ A. Equipped with a meter measuring the current absorbed by the load and contacts for control with up to 10 pushbuttons.. Power supply 110-230 V~ - 1 DIN module</p>
○ K4413CM2	 <p>Switch without neutral, 125 W LED, with dimmer option, wired, 2 modules. For local or remote ON/OFF or dimming control of lighting. Can be controlled by one or several wireless light switches and/or mechanical push-buttons. Dimmer mode and locator and indicator functions can be activated from the Home + Control App. Compatible with all loads: - Dimmable LEDs and CFL lamps: 125 W LED - Incandescent and halogen lamps: 125 W - ELV halogen and CFL lamps with separate ballast: 125 VA Supplied with a bleeder. Memory level function. - 2 modules</p>
○ 4411C	 <p>Connected relay/dimmer with neutral. To be used in ceiling or flush-mounted boxes to be connected to the lights to be managed. It can be connected to one or more traditional buttons or associated with one or more wireless controls. It natively performs the function of ON/OFF switch but can be configured via the Home+Control App to also function as a Dimmer, local or remote. Compatible with all loads: dimmable LED and CFL lamps 150 W LED, incandescent and halogen lamps 150 W, ELV halogen lamps and CFL with separate ballast 150 VA. Power supply 110-230 Va.c.</p>

Item	Connected devices for shutters
<input type="checkbox"/> KW33M2 <input checked="" type="checkbox"/> KG33M2 <input type="checkbox"/> KM33M2	<p>2 modules</p>  <p>Cover for item K4413CM2</p>



App HOME + CONTROL for management of connected devices



Note: for the use of the connected devices, the gateway, item **K4500C**, item **K4510C** or item. **FC80GT**, must be installed as part of the system.

White colour cover

Black colour cover



Sand colour cover


○ Neutral item (without cover)


Items in orange colour: New products



Devices to be completed with appropriate covers as indicated below

Item	Connected devices for shutters
○ K4027CM2N	 <p>Connected shutter control for the local or remote control of a shutter. Compatible with all standard shutter motors (with mechanical or electronic limit switch and maximum power 500 VA), controlled by a wired shutter changeover switch (changeover with the same power supply as the motor). Not compatible with radio controlled or pulse controlled shutter motors. It can be associated to one or more wireless controls. Power supply 110-230 V~ - 2 modules</p>
○ 4027C	 <p>Connected micromodule for shutters. Associated to one or more shutter wireless controls, it controls a shutter locally or remotely. Compatible with all standard shutter motors (with mechanical or electronic limit switch and maximum power 500 VA), controlled by a wired shutter changeover switch (changeover with the same power supply as the motor). Not compatible with radio controlled or pulse controlled shutter motors. It can be installed in the existing shutter box with no need of masonry works. Power supply 110-230 V~</p>

Item	Connected module for garage, door and gate
○ 3586C	 <p>Enables open/close control of a garage door or gate, locally, remotely or via voice assistant. Status display (open/closed/half open) in the Home + Control App. Can be steered using a wireless shutter control or can be controlled from the remote control art.3528C. Supplied with 2 wired position sensors and specific fixtures. Can be installed into an IP55 box 80 x 80 mm or larger. Fitted with 2 separable fixing points. CAUTION: to operate optimally, the gate engine must be setup in step-by-step mode. In this mode the engine workd with the following cycle: OPEN-STOP-CLOSE-STOP-OPEN-</p>

Item	Cover
<input type="checkbox"/> KW32M2 <input checked="" type="checkbox"/> KG32M2 <input type="checkbox"/> KM32M2	<p>1 module</p>  <p>Cover for item K4027CM2N</p>

Living Now with Netatmo smart electrical system - EUROPEAN VERSION

wireless controls for light and shutter



K4003CW



K4003DCW



3585C



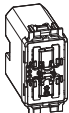







KW36M2



KW32M2

Devices to be completed with appropriate covers as indicated below

Item	Wireless controls for light
○ K4003CW	 <p>Wireless light switch. It allows the control of one or more connected devices for the lighting control. Surface installation with repositionable stickers (supplied) or onto a flush mounting box. Integrated LED for low battery indication. Powered by battery 3V type CR2032 (supplied) with an autonomy of 8 years - 2 modules</p>
○ K4003DCW	 <p>Wireless light switch. It is equipped with two buttons to control two different connected devices for lights. Each single button can be associated with one or more devices. Surface installation with repositionable stickers (supplied) or onto a flush mounting box. Integrated LED for low battery indication. Powered by battery 3V type CR2032 (supplied) with an autonomy of 8 years - 2 modules</p>
○ K4007CWI	 <p>Wireless switches for multicolour lighting. Allow to directly control up to 20 Zigbee 3.0 compatible multi-colour lighting (e.g. Ledvance Smart+ Zigbee, Philips Hue...). To be associated with the lighting in the Home + Control App. Allow ON/OFF and dimming control of 3 light moods which have to be preset in the Home +Control App. Supplied with CR2032 3 V long-life battery for power supply. LED function for low battery indication. Not compatible with WiFi lighting. Flush-mounting version - 1 module</p>
○ K4027CW	<p>Wireless controls for shutter</p>  <p>Rolling shutter wireless switch - It allows the control of one or more connected rolling shutter switches. Surface installation with repositionable stickers (supplied) or onto a flush mounting box. Integrated LED for low battery indication. Powered by battery 3V type CR2032 (supplied) with an autonomy of 8 years - 2 modules</p>

Item	Motion sensor wireless
○ 3585C	 <p>It controls one or more devices connected for light control. Infrared detection with angle of 140°. Distance of the adjustable sensor from 2 to 8 m. Switch off delay with 1 to 30 min adjustable delay time and 1 to 1000 lux brightness threshold. Test possible with a 5 sec. delay Recommended assembly height: 2.5 m. Optimum distance between 2 detectors: 6 m. For indoor and outdoor use (IP44). Supplied with 2 1.5V AA batteries for power supply.</p>
<p>Cover</p> <p>2 modules</p> <input type="checkbox"/> KW42M2 <input checked="" type="checkbox"/> KG42M2 <input type="checkbox"/> KM42M2	 Cover for item K4003CW
<input type="checkbox"/> KW36M2 <input checked="" type="checkbox"/> KG36M2 <input type="checkbox"/> KM36M2	 Cover for item K4003DCW
<input type="checkbox"/> KW39 <input checked="" type="checkbox"/> KG39 <input type="checkbox"/> KM39	 Cover for item K4007CWI

White colour cover

Black colour cover





Sand colour cover




○ Neutral item (without cover)

Items in orange colour: New products



Devices to be completed with appropriate covers as indicated below

Item	Wireless Home/Away scenario controls
○ K4570CW	 <p>Home / Away wireless switch. It is equipped with 2 buttons for activating Home / Away scenarios. Scenarios can be customized by the Home + Control app. Surface installation with repositionable stickers (supplied) or onto a flush mounting box. Integrated LED for low battery indication. Powered by battery 3V type CR2032 (supplied) with an autonomy of 8 years - 2 modules</p>
○ K4574CW	 <p>Wireless Wake Up / Sleep scenario controls It is equipped with 2 buttons for activating Wake Up / Sleep scenarios. Scenarios can be customized by the Home + Control app. Surface installation with repositionable stickers (supplied) or onto a flush mounting box. Integrated LED for low battery indication. Powered by battery 3V type CR2032 (supplied) with an autonomy of 8 years - 2 modules</p>
○ K4575CW	 <p>Wireless 4 scenarios control It's equipped with 4 buttons for activating of scenarios 1,2,3 and 4. Scenarios can be customized by the Home+ Control app. Surface installation with repositionable stickers (supplied) or onto a flushmounting box. Integrated LED for low battery indication. Powered by battery 3V type CR2032 (supplied) with an autonomy of 8 years - 2 modules.</p>
○ 3528C	 <p>Pocket remote control 4 scenarios It allows to add a wireless remote control in your system. Is equipped with 4 keys for the activation of the 1,2,3 and 4 scenarios. The scenarios can be activated and customized by the Home + Control app. Integrated LED for low battery indication. Powered by battery 3V type CR2032 (supplied) with an autonomy of 8 years.</p>

Item	Cover
<input type="checkbox"/> KW40M2 <input checked="" type="checkbox"/> KG40M2 <input type="checkbox"/> KM40M2	2 modules  Cover for item K4570CW
<input type="checkbox"/> KW41M2 <input checked="" type="checkbox"/> KG41M2 <input type="checkbox"/> KM41M2	 Cover for item K4574CW
<input type="checkbox"/> KW37M2 <input checked="" type="checkbox"/> KG37M2 <input type="checkbox"/> KM37M2	 Cover for item K4575CW

Living Now with Netatmo smart electrical system - EUROPEAN VERSION

controls and controls for energy management and gateway



Devices to be completed with appropriate covers as indicated below

Item	Connected module for energy management
○ 4141PC	<p>Mobile connected German standard power outlet -plug&play-. Directly connected to an existing socket, it allows remote control of all the connected electrical appliances. It also monitors the instantaneous, daily and monthly consumption. Compatible with all the devices with power up to 16 A 3680 W (with overload protection). It can be associated to wireless light controls. Power supply 110-230 V~</p>
○ 4142PC	<p>As above French/belgian standard socket</p>
○ FC80CC	<p>Connected contactor for single-phase and/or three-phase loads with maximum absorption $I_n = 20$ A. With meter for the measurement of the current absorbed by the load. Power supply 110-230 V~ - 1 DIN module</p>
○ F20T60A	<p>Smart DIN meter. It allows to measure the electrical energy consumption of the entire single-phase system of the house (instantaneous, daily, monthly) and of the single electrical power lines. It allows the reception of notifications in case of reaching the maximum power foreseen by the contract to avoid annoying black-outs. A toroid is supplied to measure the input current. Power supply 100-240 V~ - 1 DIN module. (Only for single-phase systems).</p>
○ F40T125A	<p>As above. Three-phase module</p>
○ FC80GCS	<p>Connected DIN load management module for the monitoring of the consumptions of the whole electric system, the powering or disconnection of the loads, and the setting of scenarios with priority or non-priority loads. When the maximum intended power is reached, the non-priority loads are temporarily disconnected to avoid black-outs. A toroid for the current reading is provided. Power supply 110-230 V~ - 1 DIN module</p>
○ FC80AC	<p>Smart device for controlling and measuring the consumption of equipment fitted with dry contacts. Rating 12V/30Vdc or 230Vac 2A max. Ideal for controlling and measuring heating appliances, wallboxes and electric vehicle charging stations, ventilation systems, irrigation systems and any other device with a control dry contact. Not suitable for shutter automation. A toroid is supplied, for the measurement of the current absorbed by the load, max 80A. Function management through the Home + Control App, compatible with load management module FC80GCS. 1 DIN module. 100-240V a.c. power supply 50/60 Hz. Requires a Zigbee gateway.</p>

Item	Connected socket
<input type="checkbox"/> KW4141AC <input checked="" type="checkbox"/> KG4141AC <input type="checkbox"/> KM4141AC	<p>2P+E 16 A 250 Va.c. German standard connected socket. It allows remote control of electric devices and also to monitor their consumption (instantaneous, daily, monthly). It is also possible to receive notifications that can be configured. Compatible with all the electric devices with power up to 16 A 3680W (with overload protection). Integrated with a 2-module support, it can be installed instead of an existing socket in a 40 mm deep box. Screw fixing and connection using automatic clamps. It has a blue LED that lights up when the socket is ON and that can be configured by means of the Home + Control APP. It can be associated to one or more wireless light controls. Power supply 110-230 V~</p>
<input type="checkbox"/> KW4142AC <input checked="" type="checkbox"/> KG4142AC <input type="checkbox"/> KM4142AC	<p>As above French/belgian standard socket</p>
○ K4500C	<p>Gateway</p> <p>Gateway. This pack enables to create a connected installation in the home. It can be used to control lighting, roller shutters and electrical equipment plugged into connected sockets: - using your smartphone and the Home + Control app - using voice assistants - from the general control at the entrance to your home Supplied with wireless master IN&OUT scenario control, required for the association of all connected devices. Power supply 110-230 V~ - 2 modules</p>
○ FC80GT	<p>Gateway as above for DIN switchboard. Supplied without wireless In&Out master scenario control item K4570CW. - 2.5 DIN modules.</p>

Covers required for the gateway	
Cover for the gateway	
<input type="checkbox"/> KW30M2 <input checked="" type="checkbox"/> KG30M2 <input type="checkbox"/> KM30M2	<p>Cover for item K4500C in combination with the relative colored cover item KW40M2, KG40M2, KM40M2 and for item K4510C in combination with the relative colored cover item KW40, KG40, KM40.</p>
Cover for the IN&OUT wireless scenario control	
<input type="checkbox"/> KW40M2 <input checked="" type="checkbox"/> KG40M2 <input type="checkbox"/> KM40M2	<p>Cover for item K4570CW (scenario control supplied with the gateway item K4500C)</p>
Cover for connected socket	
2 modules	
<input type="checkbox"/> KW34M2 <input checked="" type="checkbox"/> KG34M2 <input type="checkbox"/> KM34M2	<p>Cover for item KW4141AC Cover for item KG4141AC Cover for item KM4141AC</p>
<input type="checkbox"/> KW35M2 <input checked="" type="checkbox"/> KG35M2 <input type="checkbox"/> KM35M2	<p>Cover for item KW4142AC Cover for item KG4142AC Cover for item KM4142AC</p>

White colour cover

Black colour cover

Sand colour cover

○ Neutral item (without cover)

Items in orange colour: New products

Living Now with Netatmo smart electrical system - EUROPEAN VERSION

gateway with socket



Item

- KW4501C
- KG4501C
- KM4501C

Gateway with socket

The gateway creates a connected installation in the home. It can be used to control lights, shutters, and electric appliances plugged into connected sockets:

- using the smartphone and the Home + Control app
- using the voice assistants

- from the general control at the home entrance. It integrates a 2P+E 16 A 250 V~ German standard connected socket for the remote control of electric devices and to monitor their consumption (instantaneous, daily, monthly). Compatible with all the electric devices with power up to 16 A 3680W (with overload protection). It can be installed instead of an existing socket in a 40 mm deep box. Screw fixing and connection using automatic clamps. It has a blue LED that lights up when the socket is ON and that can be configured by means of the Home + Control APP. It can be associated to one or more wireless light controls. It is also supplied with wireless master IN&OUT scenario control, required for the association of all connected devices. Power supply 110-230 V~

Item

- KW51
- KG51
- KM51

Covers required for the gateway with socket

Cover for the socket part

Cover required for all the gateways with sockets, in addition to the 2 modules cover for the socket part

Cover for the socket part

- KW34M2
- KG34M2
- KM34M2

Cover for item KW4501C
Cover for item KG4501C
Cover for item KM4501C

Cover for the IN&OUT wireless scenario control

Cover for item K4570CW (scenario control supplied with the gateways with socket)

Example: function, cover plate & cover colour choice



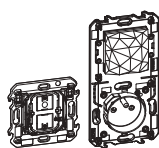
Living Now with Netatmo smart electrical system - EUROPEAN VERSION

gateway with socket



Item
<input type="checkbox"/> KW4502C
<input checked="" type="checkbox"/> KG4502C
<input type="checkbox"/> KM4502C

Gateway with socket



The gateway creates a connected installation in the home. It can be used to control lights, shutters, and electric appliances plugged into connected sockets:

- using the smartphone and the Home + Control app.
- using the voice assistants

- from the general control at the home entrance. It integrates a 2P+E 16 A 250 V~ French/belgian standard connected socket for the remote control of electric devices and to monitor their consumption (instantaneous, daily, monthly). Compatible with all the electric devices with power up to 16 A 3680W (with overload protection). It can be installed instead of an existing socket in a 40 mm deep box. Screw fixing and connection using automatic clamps. It has a blue LED that lights up when the socket is ON and that can be configured by means of the Home + Control APP. It can be associated to one or more wireless light controls. It is also supplied with wireless master IN&OUT scenario control, required for the association of all connected devices. Power supply 110-230 V~

Item
<input type="checkbox"/> KW51
<input checked="" type="checkbox"/> KG51
<input type="checkbox"/> KM51
<input type="checkbox"/> KW35M2
<input checked="" type="checkbox"/> KG35M2
<input type="checkbox"/> KM35M2
<input type="checkbox"/> KW40M2
<input checked="" type="checkbox"/> KG40M2
<input type="checkbox"/> KM40M2

Covers required for the gateway with socket

Cover for the socket part



Cover required for all the gateways with sockets, in addition to the 2 modules cover for the socket part

Cover for the socket part




Cover for item KW4502C
Cover for item KG4502C
Cover for item KM4502C

Cover for the IN&OUT wireless scenario control



Cover for item K4570CW (scenario control supplied with the gateways with socket)

Example: function, cover plate & cover colour choice



Living Now with Netatmo smart electrical system


connected thermostat for air conditioning



Connected thermostat for air conditioning

Item

- XW8003
- XM8003
- XG8003


 The Smarter AC with Netatmo connected thermostat, together with the Home + Control APP, is a device which allows to precisely and accurately adjust and monitor the temperature in the rooms; all the programming and most of the functions can be easily and intuitively performed using the App. Thanks to its Wi-Fi connection, Smarter AC can be programmed and controlled remotely; it can also display the temperature, fan speed and humidity measured in the room. The temperature level can be set locally for manual operation and Boost mode can be activated. The Boost forces the switching on of the system for a limited time (15, 30 or 45 minutes) irrespective of the measured and programmed temperature. Smarter AC with Netatmo can also be controlled with Google, Amazon Alexa and Apple Home Kit voice assistants.

- Power supply 110 to 240 V~, 50/60 Hz;
- 2 W max absorption;
- Maximum cable section 1 x 1.5 mm²;
- Operating temperature 5 to 40 °C;
- 1-switching contact output free of 5(2)A potential.
- Type of operation 1BU
- Pollution index 2
- Rated pulse voltage 4 kV
- Wireless device in compliance with 802.11b/g/n standard, frequency 2.4 - 2.4835 GHz, transmission power < 20 dBm. WEP/WPA/WPA2 safety protocol IPv4.
- Radio link: short range communication, frequency 868MHz/915MHz, transmission power < 25mW e.r.p. (*).

Types of installation

- flush mounted, on boxes item 503E or 500 (for item 500 use the wall dowels)
- plasterboard, on boxes item PB503 and PB502


Available in three colours: white (XW8003), sand (XM8003) and black (XG8003).

XW8003W  Features: as XW8003. Installation: on the wall, using screws and dowels suitable for the installation surface (brickwork, plasterboard, tiles etc.). It is available only in white colour.

Actuator for fan coil unit

Item


- 0 489 10

 This actuator can be used in combination with Smarter AC with Netatmo on thermoregulation installations, to control different load types according to requirements. This DIN actuator can control:

- 2-pipe fan coil unit with On/Off valve
- 2-pipe fan coil unit with 3-way valve
- 2-pipe fan coil unit with 0-10 V valve
- 4-pipe fan coil unit with two On/Off valves
- 4-pipe fan coil unit with two 3-way valves
- 4-pipe fan coil unit with two 0-10 V valves
- 3-speed fan
- 1 0-10 V fan

IR interface for air conditioning unit

3460IR

 Connected IR emitter for air conditioning. The installation with Smarter AC allows the smart management of an A/C unit with infrared. The device size is 60x60x30 mm, white color and it is provided with a white cable (length 1,5 m). It supports both power sources: 5÷12 Vd.c. and 110-240V ~ 50/60Hz. It communicates with Smarter AC through RF 2.4 GHz: thanks to its features, the emitter can be placed on the receiver of the A/C unit, ensuring perfect communication.



Note(*): 868MHz/915MHz radio link not available in Malaysia, China, Japan, Singapore and Taiwan.

Living Now with Netatmo

connected thermostats



XW8002



XM8002



XG8002



XW8002W

Item
<input type="checkbox"/> XW8002
<input type="checkbox"/> XM8002
<input checked="" type="checkbox"/> XG8002
<input type="checkbox"/> XW8002W

Connected thermostats



The Smarter with Netatmo connected thermostat, together with the dedicated HOME+CONTROL APP, is a device which allows you to adjust and monitor the temperature in the rooms precisely and accurately; all the programming and most of the functions are performed simply and intuitively using the APP. Thanks to its Wi-Fi connection, Smarter with Netatmo can be programmed and controlled remotely; it can also display the temperature and humidity measured in the room. The temperature level can be set locally for manual operation and the Boost mode can be activated. The Boost forces the switching on of the system for a limited time (30, 60 or 90 minutes) independent of the measured and programmed temperature. It's also possible to set a different temperature in each room of the house for the maximum comfort, thanks to its compatibility with Netatmo's smart radiator valves. Smarter with Netatmo can also be controlled with Google, Amazon Alexa and Apple Home Kit voice assistants.

Features:

- 110 ÷ 230 V~, 50/60 Hz power supply;
- 2 W max absorption;
- maximum cable section 1 x 1.5 mm²;
- temperature measurement 5 ÷ 40 °C;
- temperature set-point 5 ÷ 40 °C,
- increase of 0.5 °C;
- 1-contact output in switching free of potential 5(2) A.
- Radio link: short range communication, frequency 868MHz/915MHz, transmission power < 25mW e.r.p. (*).

Types of installation:

- flush mounted, on boxes item 503E or 500 (for item 500 use the wall dowels)
- plasterboard, on boxes 2 module e 3 module

It is available in three colours: white (XW8002), sand (XM8002) and black (XG8002).



features: as .8002.

Installation: on the wall, using screws and dowels suitable for the installation surface (brickwork, plasterboard, tiles etc.). It is only available in white.

Note(*): 868MHz/915MHz radio link not available in Malaysia, China, Japan, Singapore and Taiwan.



White colour cover

Black colour cover

Sand colour cover

Neutral item (without cover)

Items in orange colour: New products

Living Now MyHOME



Connected controls for the Smart Home

SECTION 3

Living Now MyHOME

Connected controls for the smart home, which communicate via SCS BTicino bus.

How to choose devices for the composition of the electrical system



Type of system	Catalog section
Living Now standard system (Switches, sockets and cover plates for the residential electrical system)	1 + 5
Living Now with Netatmo (Connected controls for the smart home, which communicate via radio)	2 + 1 + 5
Living Now MyHOME (Connected controls for the smart home, which communicate via SCS BTicino bus)	3 + 1 + 5
Living Now KNX (Connected controls for the smart home, which communicate via KNX standard bus)	4 + 1 + 5

Note: section n°5 for cover plates range



F460



F461



F459

Item
○ F460

MyHOME Server



The new SCS server is a device designed to interact with the MyHOME system; It allows to create and realize high level installation to manage BUS SCS Smart Home solutions occupying less DIN modules (4), key for MyHome business to have a solution optimized for the cabinet. It has natively integrated the capability of humidity management and It natively supports 175 addresses with the possibility of extension by adding max 2 BT-F422A interfaces SCS. The Server is suitable for:

- devices association during the system starting-up by the installer in Home+Project app. Concerning the Lights, Automation, Temperature Control and Energy systems, the system is started via the Server directly using the Home + Project application (It allows you to configure the system also without internet).
- for the local and remote management of the functions by the user with the specific Home + Control app for Android and iOS smartphones and vocal compatibility with Alexa® e Google® is possible to manage the Myhome System or 3rd party devices (ex. Interact with lamps Philips Hue®, Lifi®, ...). It can perform customisations and create scenarios for managing the MyHOME system.

The server can be combined with a physical interface used as VDE internal unit and Touchscreen to control the installation (HomeTouch) - 4 DIN modules.

○ F461

MyHOME Server 3rd Parties integration



A dedicated version of 4 DIN server open to third party that supports the use and integration of the 3rdParties systems. It has native protocol to provide local integration in 3rd party systems, for advanced Home Automations systems like for instance RTI, Crestron, Control4, Savant with high value and complexity. Use the Home + Project app to start configuring the server, while for the usage it will be not Home + Control but the 3rd parties app. It cannot be used on the same installation with F460.

○ F459

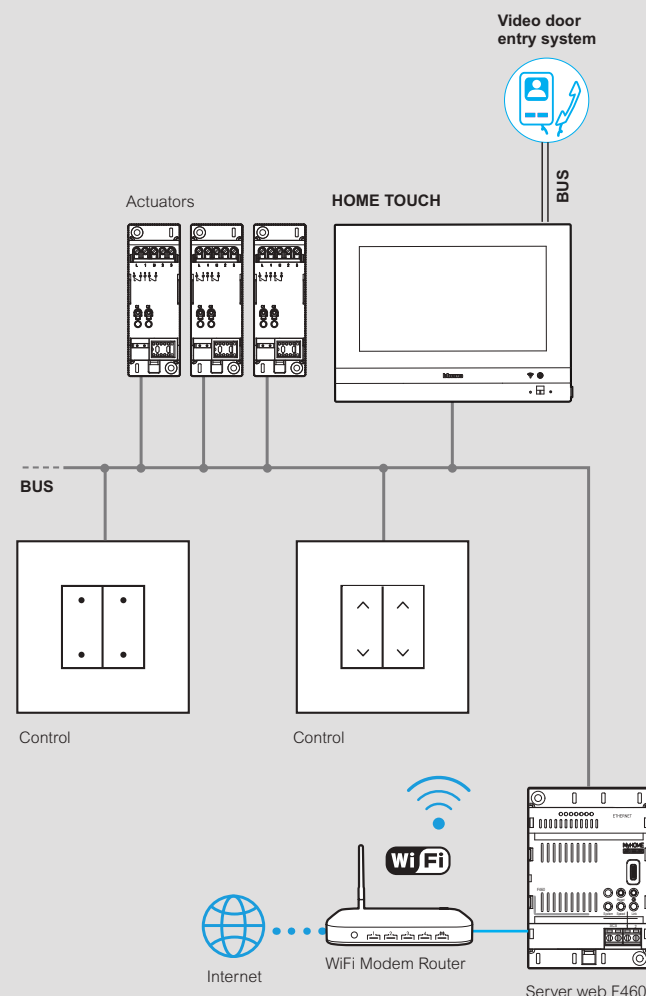
Driver manager



Integration platform with other brand systems - 6 DIN modules
It requires the installation of specially designed driver for the integration of the system.

Contact the BTicino System Integration Service to check the feasibility of specific integrations and to request the licence needed to use the Driver manager.

System with web server F460 and use of Hometouch as a video internal unit.



Living Now MyHOME

integration and control



344842



344844



346020

Item
○ 344842
○ 344884

CLASSE 300EOS with Netatmo connected video internal unit



2 wires/Wi-Fi handsfree connected video internal unit with built-in Amazon Alexa voice assistant, 5" vertical touch screen LCD display and video door entry answering machine. It has a physical key for door lock release and capacitive keys for the control of the main video door entry functions: handsfree communication, entrance panel activation / camera scrolling and Favourite key (can be configured to activate the quick actions most frequently used – e.g. additional door locks, staircase light control, intercom). There are notification LEDs for: Wi-Fi network connection status, info / notifications and call exclusion. It is possible to easily interact with the built-in Alexa voice assistant, either using the dedicated capacitive keys or with your voice, and activate several functions, such as the video door entry functions, Smart Home, scenarios, reminders etc. Using the touch display, it is possible to access the notification list, as well as your favourite door entry, security and Smart Home controls (if any). The device must be configured by physically connecting the configurators or using the menu, which will give better possibilities of customisation of associated functions and texts. Thanks to the Wi-Fi connection, you can associate the video internal unit to the Home + Security App (available for Android and iOS). The App allows to use the main video internal unit functions (receiving calls, door lock release, display of the event timeline and activation of the entrance panel/camera cycling). Through the Home + Security App, it is also possible to manage the products of the Netatmo security range (outdoor and indoor cameras, door and window sensors, indoor siren and smoke detector). This allows you to quickly and easily create a Smart security system. The device also allows to create and manage Smart Home functions using the wired SCS BUS solution, without the need for adding dedicated webserver. Wall mounted installation using the supplied bracket Possibility of Wi-Fi connection or using RJ45 ethernet cable with the dedicated accessory 344844.

As above - black

Ethernet accessory



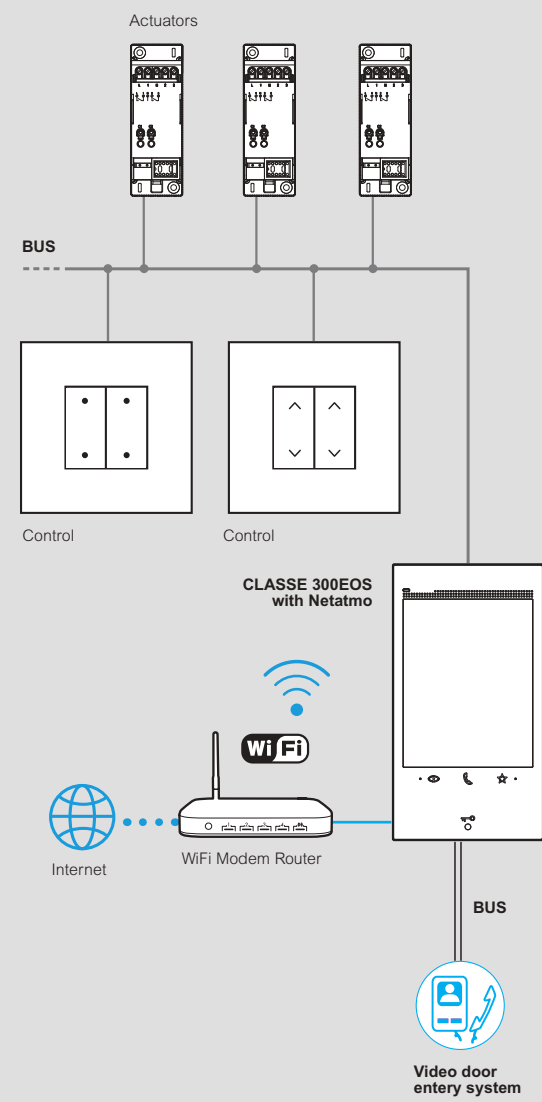
Accessory cable for wired connection of Classe 300EOS with Netatmo video internal unit via RJ45 Ethernet cable. To be purchased separately.

2 DIN Additional power supply



Additional power supply to be used to supply entrance panels and internal units locally. 2 DIN modular enclosure. Power supply 230 V~ at 50-60 Hz. The output provides 27 Vdc continuous low voltage, with maximum current of 600 mA and it is protected on the PRI side (with fuse) against overload and short circuit. It is a SELV double insulation safety device.

System with Classe 300EOS with Netatmo as server as an alternative to the server item F460



□ White colour cover

■ Black colour cover

□ Sand colour cover

○ Neutral item (without cover)

Items in orange colour: New products

Living Now MyHOME

digital devices for lights and shutters



- Item
- KW8013
 - KG8013
 - KM8013

Voice control



Amazon Alexa digital control device with voice assistant, including two touch controls for lighting management. 27 Vd.c. power supply from BUS through connection module item KW8001 or additional power supply unit, item K8003 - 3 modules

- K8003

Power supply



Connection module with additional power supply dedicated to Voice control Alexa built-in item KW/KG/KM8013 - 2 modules

- KW8010
- KG8010
- KM8010

Light control



Touch control for the management of ON/OFF light functions. One single control can manage from 1 to 2 functions between single lights, light groups or general lights. - 1 module

- KW8011
- KG8011
- KM8011

Full control



Touch control for the management from 1 to 3 functions between: lights on/off, load control, dimmer, shutters up/down with or without preset, NUVO Player and scenarios. It can also be used as group or general control. It has on-board proximity sensor that allows the display of function icons/symbols when approaching the control - 1 module

- K8002L
- K8002S

ON/OFF actuators for lights and for shutters



Flush-mounted actuator with 2 independent and neutral relays for "zero crossing" function- single or double 230 V~ loads - 1 module



Flush-mounted shutter actuator with 2 independent relays. It allows the management of a specific shutter position. Through the control KW/KG/KM8011, together with the UP/DOWN function monostable and bistable, the actuator also places the shutter in a stored (PRESET) position - 1 module

- K8001

Connection modules



Device for the power supply of controls and actuators through electrified frame item KW/KG/KM8103 KW/KG/KM8103P1 KW/KG/KM8104 KW/KG/KM8104P1 KW/KG/KM8102P1

- Item
- KW8100
 - KG8100
 - KM8100

Blanking module



Cover for blanking module art. K4950 - 1 module

- KW8102P1
- KG8102P1
- KM8102P1

Electrified frame for 2 module box



Electrified frame with intermediate control separators (removable). For the installation of up to 3 digital controls or covers, item KW/KG/KM8100 in 2-module box with support K8102

- K8102

Support for the 2-module box



Support for the installation of the electrified frame item KW/KG/KM8102P1 in 2 module box.

- KW8103
- KG8103
- KM8103

Electrified frames for 3 and 4 module boxes



Electrified frame with intermediate control separators (removable). For the installation of up to 3 digital controls or covers, item KW/KG/KM8100 in 3-module box with support K4703




Electrified frame with intermediate control separators (removable). For the installation of up to 4 digital controls or covers, item KW/KG/KM8100 in 3-module box with support K4703



Electrified frame with intermediate control separators (removable). For the installation of up to 4 digital controls or covers, item KW/KG/KM8100 in 4-module box with support K4704

- KW8104
- KG8104
- KM8104

- KW8104P1
- KG8104P1
- KM8104P1



Electrified frame with intermediate control separators (removable). For the installation of up to 5 digital controls or covers, item KW/KG/KM8100 in 4-module box with support K4704

White colour cover

Black colour cover

Sand colour cover


Neutral item (without cover)


Items in orange colour: New products




Devices to be completed with appropriate covers as indicated below

Control devices


○ K4652M2  Control for the management of one or two ON/OFF functions, the shutter UP/DOWN function and the adjustment of a dimmer load. It can also be used as scenario control and for the call to the floor, staircase light switching on and door lock activation functions. It manages advanced shutter functions. - 2 modules. To be completed with 1 or 2-module covers.

○ K4652M3  Control for the management of up to three separate functions as described above - 3 modules. To be completed with 1 or 2-module covers.


Actuator/control for lights and generic loads


○ K4672M2L  Actuator/control with 2 independent relays for single or double loads: The device can be also configured to manage a remote actuator with the same functions of the K4652M2 and K4652M3 controls - 2 modules. To be completed with 1 or 2-module covers.

Actuator/control for shutter

○ K4672M2S  Shutter actuator with 2 internal relay 2 A 250 V~. In addition to the monostable and bistable UP/DOWN function, the actuator also places the rolling shutter in a stored (PRESET) position. The device can be also configured to manage a remote actuator - 2 modules. To be completed with 1 or 2-module covers.


Contact interface


○ 3477  Basic module control interface with 2 independent contacts for the control of 2 actuators for single function loads, or 1 actuator for double function loads (shutters) - the inputs accept two traditional switches or pushbuttons with NO and NC contact, or a traditional two-way switch, or interlocked pushbuttons.

○ F428  As above - 2 DIN modules


Cover without symbols


1 module

KW01 KG01 KM01  Lightable cover for item K4652M2, K4652M3 and K4672M2L



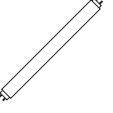
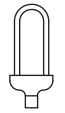
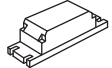
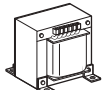
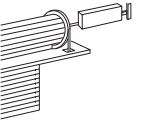
KW01X KG01X KM01X  Lightable cover high brightness for item K4652M2, K4652M3 and K4672M2L


2 modules

KW01MH2 KG01MH2 KM01MH2  Lightable cover for item K4652M2 and K4672M2L

KW01MH2X KG01MH2X KM01MH2X  Lightable cover high brightness for item K4652M2 and K4672M2L

Loads that can be driven (230 VA 50/60 Hz)

Actuators	Type						
							
	Energy saving incandescence and halogen lamps	LED lamps	Linear fluorescent lamps ¹⁾	Compact fluorescent lamps	Electronic transformers ³⁾	Ferromagnetic transformers ^{2) 3)}	Reducer motors for shutters ⁴⁾
K4672M2L	1380 W	250 W Max 2 lamps	250 VA	250 W Max 2 lamps	460 W	460 VA	460 W
K4672M2S	-	-	-	-	-	-	2 A 250 Va.c.

- Notes:**
- 1) Power factor corrected fluorescent lamps, discharge lamps.
 - 2) Account must be taken of the transformer yield to calculate the effective power of the load connected to the actuator. For example if a dimmer is connected to a 100 VA ferromagnetic transformer with yield 0.8, the effective power of the load will be 125 VA.
 - 3) The transformer must be loaded at its rated power and however never less than 90% of this power. It is preferable to use a single transformer rather than several transformers in parallel. For example it is better to use a single 250 VA transformer with 5 50W spotlights connected rather than use 5 50 VA transformers in parallel each with a 50 W spotlight.
 - 4) The  symbol on the actuators refers to the shutter reducer motors.

White colour cover Black colour cover Sand colour cover ○ Neutral item (without cover)

Items in orange colour: New products

Living Now MyHOME

lights and shutter automation



Devices to be completed with appropriate covers as indicated below

Item	Cover with symbols	Item	Cover with symbols
1 module Lightable cover for item K4652M2, K4652M3 and K4672M2L		2 modules Lightable cover for item K4652M2 and K4672M2L	
<input type="checkbox"/> KW01MHAG <input checked="" type="checkbox"/> KG01MHAG <input type="checkbox"/> KM01MHAG	ON/OFFfunction silk-screen printing	<input type="checkbox"/> KW01MH2AG <input checked="" type="checkbox"/> KG01MH2AG <input type="checkbox"/> KM01MH2AG	ON/OFFfunction silk-screen printing
<input type="checkbox"/> KW19MH <input checked="" type="checkbox"/> KG19MH <input type="checkbox"/> KM19MH	- + and - silk-screen printing for dimmer	<input type="checkbox"/> KW19MH2 <input checked="" type="checkbox"/> KG19MH2 <input type="checkbox"/> KM19MH2	- + and - silk-screen printing for dimmer
<input type="checkbox"/> KW01A <input checked="" type="checkbox"/> KG01A <input type="checkbox"/> KM01A	LIGHT/WAKE UP symbol	<input type="checkbox"/> KW01MH2A <input checked="" type="checkbox"/> KG01MH2A <input type="checkbox"/> KM01MH2A	LIGHT/WAKE UP symbol
<input type="checkbox"/> KW01MHBED <input checked="" type="checkbox"/> KG01MHBED <input type="checkbox"/> KM01MHBED	BED symbol	<input type="checkbox"/> KW01MH2BED <input checked="" type="checkbox"/> KG01MH2BED <input type="checkbox"/> KM01MH2BED	BED symbol
<input type="checkbox"/> KW01MHGEN <input checked="" type="checkbox"/> KG01MHGEN <input type="checkbox"/> KM01MHGEN	GOING OUT symbol	<input type="checkbox"/> KW01MH2GEN <input checked="" type="checkbox"/> KG01MH2GEN <input type="checkbox"/> KM01MH2GEN	GOING OUT symbol
<input type="checkbox"/> KW01MHBACK <input checked="" type="checkbox"/> KG01MHBACK <input type="checkbox"/> KM01MHBACK	COMING IN symbol	<input type="checkbox"/> KW01MH2BACK <input checked="" type="checkbox"/> KG01MH2BACK <input type="checkbox"/> KM01MH2BACK	COMING IN symbol
<input type="checkbox"/> KW01D <input checked="" type="checkbox"/> KG01D <input type="checkbox"/> KM01D	BELL symbol	<input type="checkbox"/> KW01MH2D <input checked="" type="checkbox"/> KG01MH2D <input type="checkbox"/> KM01MH2D	BELL symbol
<input type="checkbox"/> KW01F <input checked="" type="checkbox"/> KG01F <input type="checkbox"/> KM01F	KEY symbol	<input type="checkbox"/> KW01MH2F <input checked="" type="checkbox"/> KG01MH2F <input type="checkbox"/> KM01MH2F	KEY symbol
Lightable cover for item K4652M2, K4652M3 and K4672M2S		Lightable cover for item K4652M2 and K4672M2S	
<input type="checkbox"/> KW05 <input checked="" type="checkbox"/> KG05 <input type="checkbox"/> KM05	UP/DOWN silk-screen printing for shutters	<input type="checkbox"/> KW05MH2 <input checked="" type="checkbox"/> KG05MH2 <input type="checkbox"/> KM05MH2	UP/DOWN silk-screen printing
<input type="checkbox"/> KW06MH <input checked="" type="checkbox"/> KG06MH <input type="checkbox"/> KM06MH	STOP symbol silk-screen printing for shutters		

White colour cover

Black colour cover

Sand colour cover





Neutral item (without cover)




Items in orange colour: New products

Living Now MyHOME








actuators for lights, shutters and different loads




Item	Light control/actuator
○ 3476	 1 relay actuator - for single loads: 2 A resistive or incandescence lamps, 2 A $\cos\phi$ 0.5 for ferromagnetic transformers - a traditional pushbutton with NO contact accepted in input
○ F411U2	Actuators for centralisations  Actuator with 2 independent relays – for single and double loads: 10 A resistive and 6 A incandescence lamps, 500 W for reducer motors, 2 A $\cos\phi$ 0.5 for ferromagnetic transformers and 250 W for fluorescent lamps - logic relay interlock via configuration - it has "Zero crossing" technology - 2 DIN modules
○ F411/4	 Actuator with 4 independent relays - for single, double or mixed loads: 2 A resistive, 2 A incandescence lamps, 500 W for reducer motors, 2 A $\cos\phi$ 0,5 for ferromagnetic transformers and 70 W for fluorescent lamps - logic relay interlock via configuration - 2 DIN modules
○ F411/1NC	 Actuator with 1 two-way NC relay for single loads, 16 A resistive, 10 A for incandescence lamps, and 4 A for fluorescent lamps. At switch on, the contact of the device is always closed (ON status), and it opens when an OFF control is sent. In this way, if there is no power input from the BUS, the device will remain in the ON status, keeping the load ON - 2 DIN modules

Item	Actuators for centralisations
○ BMSW1003	 ON/OFF actuator, 4 independent outputs with maximum load 16 A at 230 V~, clamp connection and RJ45, IP20 protection index, power supply 100/240 V~ 50/60 Hz, pushbuttons for load direct control - zero-crossing function - 6 DIN modules
○ BMSW1005	 ON/OFF actuator, "Zero Crossing" technology, 8 independent outputs with maximum load 16 A at 230 V~, clamp connection, IP20 protection index, power supply 100/240 V~ 50/60 Hz, pushbuttons for load direct control - 10 DIN modules
○ F401	Actuator for shutters  Actuator with 2 internal relays and 4 pushbuttons. In addition to monostable and bistable UP/DOWN operation, the actuator also places the shutter in a stored (PRESET) position - 2 DIN modules

Loads that can be driven (250 VA 50/60 Hz)

Actuators	Type						
							
	Energy saving incandescence and halogen lamps	LED lamps	Linear fluorescent lamps ¹⁾	Compact fluorescent lamps	Electronic transformers ³⁾	Ferromagnetic transformers ^{2) 3)}	Reducer motors for shutters ⁴⁾
3476	2 A 460 W	40 W Max 1 lamp	- -	40 W Max 1 lamp	- -	2 A $\cos\phi$ 0,5 460 VA	- -
F411U2	10 A 1380 W	250 W Max 4 lamps	4 A 230 W	250 W Max 4 lamps	4 A 230 W	4 A $\cos\phi$ 0,5 460 VA	2 A 460 W
F411/4	2 A 460 W	70 W Max 2 lamps	0.3 A 70 W	70 W Max 2 lamps	0.3 A 70 W	2 A $\cos\phi$ 0,5 460 VA	2 A 460 W
BMSW1003	16 A 3680 W	2.1 A 500 VA	10 X (2 X 36 W) 4.3 A	1150 W 5 A	16 A 3680 W	16 A 3680 W	- -
BMSW1005	16 A 3680 W	2.1 A 500 VA	4.3 A 10X2X36 W	5 A 1150 VA	16 A 3680 W	16 A 3680 W	- -
F401							2 A 250 V~
F411/1NC	10 A 2300 W	500 W Max 10 lamps	4 A 920 W	500 W Max 10 lamps	4 A 920 W	4 A $\cos\phi$ 0,5 920 VA	

Notes:
 1) Power factor corrected fluorescent lamps, discharge lamps. 2) Account must be taken of the transformer yield to calculate the effective power of the load connected to the actuator. For example if a dimmer is connected to a 100 VA ferromagnetic transformer with yield 0.8, the effective power of the load will be 125 VA. 3) The transformer must be loaded at its rated power and however never less than 90% of this power. It is preferable to use a single transformer rather than several transformers in parallel. For example it is better to use a single 250 VA transformer with 5 50W spotlights connected rather than use 5 50 VA transformers in parallel each with a 50 W spotlight. 4) The  symbol on the actuators refers to the shutter reducer motors.

□ White colour cover ■ Black colour cover □ Sand colour cover ○ Neutral item (without cover)

Items in orange colour: New products

Living Now MyHOME

dimmer actuators for lights and different loads



F413N



F429



F416U1






F418U2





F429G







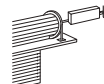



F429D

Item	Dimmers for centralisations
○ F413N	 <p>1-output dimmer to supply fluorescent lamps or LED sources with input 1-10 V for single loads up to 2.5 A at 230 V~ – type of screw connection - power supply 27 Vd.c. – absorption 30 mA – max 10 ballast that can be connected (clamps 1-2) - with pushbutton for load direct control - version for fastening on DIN rail - 2 modules</p>
○ F416U1	 <p>Multi-load dimmers for centralisations Multi-load dimmer, 1 output with maximum load 4.3 A at 230 V~, clamp connection and RJ45, IP20 protection index, power supply 100/240 V~ 50/60 Hz, pushbutton for load direct control - 6 DIN modules</p>
○ F418U2	 <p>Two-channel dimmer for the management of dimmer LEDs, dimmer compact fluorescent lamps (CFL), energy saving halogen lamps and electronic transformers at 110-230V. Possibility of parallelisation of the two channels to increase the maximum power which can be managed. power supply 27 Vd.c., absorption 18 mA - version for fastening on DIN rail - 4 modules</p>

Item	Devices for DALI lamps management
○ F429G	 <p>DALI-2 Gateway - The device is an interface between MyHOME/Lighting Management systems and devices driven using the DALI (Digital Addressable Lighting Interface) protocol. It has 1 independent outputs to manage up to 64 ballast DALI2. The functionalities supported are: ON/OFF, dimmer, RGBW (colour and tunable white) e phase in-out. The device can be installed in a MyHOME system through H+P app configuration. Suitable in houses where the installation is made with all Dali2 lamps.</p>
○ F429D	 <p>DALI-2 dimmer - The device is an interface between MyHOME/Lighting Management systems and devices driven using the DALI (Digital Addressable Lighting Interface) protocol. It has 2 independent outputs to control up to 32 ballasts (2 groups of 16 DALI-2 lamps). The functionalities supported are: ON/OFF, dimmer, RGBW (colour and tunable white) e phase in-out. The device can be installed in a MyHOME system through H+P app configuration. Suitable for installations with few DALI-2 lamps.</p>

Loads that can be driven (230 VA 50/60 Hz)

Actuators	Type						
							
	Energy saving incandescence and halogen lamps	LED lamps	Linear fluorescent lamps ¹⁾	Compact fluorescent lamps	Electronic transformers ³⁾	Ferromagnetic transformers ^{2) 3)}	Reducer motors for shutters ⁴⁾
F413N	-	-	2 A 460 W ⁵⁾ Max 10 ballast, type T5, T8, compact or driver for LED	-	-	-	-
F416U1	4.3 A 40 - 1000 W	-	-	-	4.3 A 40 - 1000 W	4.3 A 40 - 1000 W	-
F418U2	2x300 W	2x300 VA	-	2x300 VA	2x300 VA	2x300 VA	-
F429G	SCS/DALI2 gateway – up to 64 ballast DALI2						
F429D	SCS/DALI2 dimmer – up to 64 ballast DALI2						

Notes:
 1) Power factor corrected fluorescent lamps, discharge lamps. 2) Account must be taken of the transformer yield to calculate the effective power of the load connected to the actuator. For example if a dimmer is connected to a 100 VA ferromagnetic transformer with yield 0.8, the effective power of the load will be 125 VA. 3) The transformer must be loaded at its rated power and however never less than 90% of this power. It is preferable to use a single transformer rather than several transformers in parallel. For example it is better to use a single 250 VA transformer with 5 50W spotlights connected rather than use 5 50 VA transformers in parallel each with a 50 W spotlight. 4) The  symbol on the actuators refers to the shutter reducer motors. 5) Only compatible with lamps with 1/10 V ballast.



Item
○ BMSE3001
○ BMSE3003

Lighting/movement sensors



Passive infrared SCS sensor for the detection of movement and the lighting level. Ceiling flush mounted installation using springs or installation boxes; surface installation using surface installation box, item 048875; IP20 protection index; RJ45 clamp connection; 8 m (50 m²) diameter coverage area for a 2.5 m installation height, maximum installation height 6 m; 27 Vd.c. power supply from bus, absorption 12 mA; regulation with basic/advanced remote control (BMSO4003 and BMSO4001) or through configuration software, of the lighting level, from 5 to 1275 LUX, of the time delay, from 30 s to 255 h, and of the main operating parameters; Push&Learn pushbutton



Double technology SCS sensor: passive infrared for the detection of presence and the lighting level. Ceiling flush mounted installation using springs or installation boxes; surface installation using surface installation box, item 048875; IP20 protection index; RJ45 clamp connection; 8 m diameter (50 m²) infrared coverage area for a 2.5 m installation height, 11 mm diameter (95 m²) ultrasound coverage area for a 2.5 m installation height, maximum installation height 6 m; 27 Vd.c. power supply from BUS, absorption 17 mA; regulation with basic/advanced remote control (BMSO4003 and BMSO4001), or through configuration software, of the lighting level, from 5 to 1275 LUX, of the delay, from 30 s to 255 h, and of the main operating parameters; Push&Learn pushbutton

Item
○ 0 882 40
○ BMSO4003

Remote control and configuration gateway



The Gateway allows you to adjust the time delay, the brightness threshold and the detection sensitivity. Possibility to store, share, prepare all of the product settings for a construction site advance. Possibility of duplicating the parameters of a product 0 882 40. Works with the App "Legrand Close Up" available on Google Play and Apple Store via Bluetooth Low Energy technology for smartphone. Allows the configuration of windows, management systems lighting and emergency lighting units and offers advanced features to facilitate the management of facilities.

○ BMSO4003

Configuration remote controls



The basic configuration remote control, with IR transmitter, adjusts the main operating parameters of: Switch Sensor, Green Switch and SCS compatible sensors. Modification of parameters only possible for preset values, battery recharge not available

○ 0 488 75

Installation accessories

Ceiling mounted box compatible with the sensors: BMSE3001 and BMSE3003, IP20 protection index, dimensions Ø 100 x 50 mm

○ K4659

PIR passive infrared sensors



Green Switch: passive IR (PIR) sensor, suitable for the detection of presence in transit areas (corridors, toilets, service rooms). Operating mode (automatic or manual), time delay (5 s to 59min), and brightness threshold (20 to 1275 LUX) settable using the advanced/basic (BMSO4001/BMSO4003) configuration remote control; physical or virtual configuration. - 2 modules

<input type="checkbox"/> KW17
<input checked="" type="checkbox"/> KG17
<input type="checkbox"/> KM17

Cover for K4659



White
Black
Sand

Living Now MyHOME

temperature control



KW4691



KG4691



KM4691



3454



F430/2



F430R8



F430V10

Devices to be completed with appropriate covers as indicated below











Item	Thermostat
<input type="checkbox"/> KW4691 <input checked="" type="checkbox"/> KG4691 <input type="checkbox"/> KM4691	<p>Probe with backlit display that controls the temperature of an individual zone. It features an input for the connection of a contact line (e.g. window contact). It can be used for the management of different types of systems, and the adjustment of the fan speed when fan coils are used. Possibility of automatic operation (summer/winter), with compatible systems - 2 modules</p> <p>White Black Sand</p>

Item	Probe without display
○ 3454	Temperature probe in basic module with wired sensor - to be associated to the temperature sensor item 3457 and Vantage probe item 8051

Item	Accessories
○ 3457	Temperature probe to be associated to the probe item 3454

Item	Actuators
○ F430/2	Actuator with 2 independent relays – for single and double loads: 6 A resistive, 2A motor driven valves and pumps - configuration based logic relay interlock - 2 DIN modules
○ F430/4	Actuator with 4 independent relays - for single, double or mixed loads: 4 A resistive, 1 A motor driven valves, pumps and fan coils - configuration based logic relay interlock - 2 DIN modules
○ F430R8	Actuator with 8 independent relays for the control of on-off valves, motorised valves (open-close and three points), pumps and fan coils with 2 and 4 tubes - 4A resistive, 1A motor valves, pumps and fan-coils- SCS-bus connection - 4 DIN modules
○ F430R3V10	Actuator with 3 independent relays and 2 x 0-10 Volts outputs for the control of fan coils with 2 and 4 tubes with proportional 0-10 Volt valves - 4A resistive, 1A fan coil - SCS-BUS connection - 4 DIN modules
○ F430V10	Actuator with 2 x 0-10 Volt outputs for the control of 0-10 proportional valves - SCS-BUS connection - 2 DIN modules








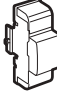





Item	Consumption display	Item	Energy data logger - centralisation of energy consumption data
○ F520	 <p>Meter for the measurement of electricity on a maximum of 3 lines, by connecting 3 toroids to the appropriate inputs. Version for fastening on DIN rail. The device is fitted with 1 toroid. Data visualization with Home+Control app. - 1 module.</p>	○ F524	 <p>Device for the centralisation of energy consumption data measured using meters with toroids, item F520, load control central units, item F521. The data can be displayed in appropriate integrated web pages by connecting the device to a network through the Ethernet port. It gives the possibility of configuring different tariffs, of downloading the data, and of adding up or subtracting the lines, as well as of performing multiplications by a certain factor. The device has a microSD slot for the backup of the data recorded, and OPENWebNet controls for the display of consumptions. Version for installation on DIN modules - 1 module - Power supply from BUS 27 V.</p>
○ 3523	 <p>Additional electricity meter toroid, item F520 and for actuator with sensor, item F522 for the measurement of the earth leakage current. Cable length 400 mm.</p>		
○ 3522N	 <p>Impulse counter interface for the data measurement from meters (water, gas, etc...) with impulse output. The values measured can be displayed on all the MyHOME user interfaces (HOMETOUCH and HOME+CONTROL App). Basic module version for hidden installation. Power supply from BUS 27 V.</p>		
	<p>Load control management</p>		<p>Accessories</p>
○ F521	 <p>Central unit for the management and control of the actuators of the load control system, to prevent the risk of detachment of the limiter of the electricity supplier. The central unit manages up to 63 loads, a contract power between 1.5 and 18 kW, and tolerance up to +/- 20%. It integrates an electricity meter for the controlled line. Version for fastening on DIN rail. The device is fitted with 1 toroid. Data visualization with Home+Control app. - 1 module</p>	○ 3508BUS	 removable clamp for BUS connection - width 3.81 mm
○ F522	 <p>Actuator with integrated current sensor for the measurement of the controlled load consumptions. 1 relay - 10 A for incandescence lamps and 4 A for fluorescent lamps or ferromagnetic transformers, and 500 for compact fluorescent and LED lamps - Bistable relay with zero crossing for the Automation and/or Load control management functions. Version for fastening on DIN rail - 1 module. Earth leakage control by connecting the additional toroid, item 3523. Data visualization with Home+Control app.</p>	○ 3508U2	 removable clamp 2 poles
○ F523	 <p>1 relay actuator - for incandescence lamps and 4 A for fluorescent lamps or ferromagnetic transformers, and 500 W for compact fluorescent and LED lamps - bistable relay with zero crossing for the Automation and/or Load control management functions. Version for fastening on DIN rail Data visualization with Home+Control app. - 1 module.</p>	○ 3508U3	 removable clamp 3 poles





Living Now MyHOME

power supply, accessory and cables



Item	SCS addresses extension interface
○ F422A	 <p>2 Din modules Interface between SCS BUS based systems, dedicated just to the logic expansion of the address extension and not to all the functions supported with the previous BT-F422. It can be used with both, DIN server BT-F460 and Classe300EOS with Netatmo. Each interface can add 175 addresses, with a maximum of 2 interfaces allowed for installation (BT-F460 with max 2 F422A; Classe300EOS with max +1 F422A). By doing so thanks to this device you will be able to overcome the current limit of 175 addresses and configure huge installations with up to 525 addresses. No parameters to take into consideration because the assignment is automatic.</p>
○ F422	<p>SCS interface for different systems</p>  <p>Interface between SCS BUS based systems, dedicated to different functions - 2 lowered DIN modules</p>
○ F420	<p>Scenario Module</p>  <p>Device enabling to save 16 scenarios for Automation, Temperature control and Video door entry applications - 2 DIN modules</p>
○ F425	<p>Memory Module</p>  <p>Module used for saving the status of the actuators - to reset the light automation system in case of power cut - 2 lowered DIN modules.</p>

Item	Power supply
○ E56	 <p>Power supply with input voltage 110 - 240 V\sim @ 50 - 60 Hz. It provides two output power supplies in very low safety voltage (one of 27V DC 1.2A on the SCS terminals, one of 28.5V c.c. on terminal 1 - 2) to be used alternatively e NOT simultaneously. It can be used also as an additional power supply (output 1 - 2) for the local power supply of the devices automation (in this case it is not possible use no other output). The device is electronically protected against overload and short circuit. It is a device SELV double insulation safety device - Overall dimensions 6 DIN modules.</p>
○ E49	 <p>Compact power supply for Temperature control and Automation systems - input 230 V\sim, output 27 Vdc - maximum power delivered 600 mA - 2 DIN modules.</p>
○ L4669	<p>Connection cables</p>  <p>Sheathed pair made up of 2 flexible wires with unshielded plaited sheath - insulation 300/500 V - complies with standards CEI 46-5 and CEI 20-20 - coil length 100 metres</p>
○ L4669/500	 <p>as above - in 500 m coils</p>
○ L4669KM1	 <p>As above - reel length 1000 m</p>
○ 336905	 <p>As above - low toxicity cable without halogens - ideal for application in environments where fire hazard safety is critical - coil length 200 metres</p>
○ 336904	 <p>Specific cable with 2 twisted conductors. It can be installed in underground piping, in accordance with standards (CEI 20-13 and CEI 20-14). It ensures the best performance in video systems (higher distance between EP and Handset when compared with other cables). 200 m coil</p>

Item	Accessories
○ 3508BUS	 <p>removable clamp for BUS connection - width 3.81 mm</p>
○ 3508U2	 <p>removable clamp 2 poles</p>
○ 3508U3	 <p>removable clamp 3 poles</p>
○ 3515	 <p>spare removable clamp</p>

□ White colour cover

■ Black colour cover

□ Sand colour cover

○ Neutral item (without cover)

Items in orange colour: New products

Living Now KNX



Connected controls for the Home and Building automation

SECTION 4

Living Now KNX

Connected controls for the smart home, which communicate via KNX standard bus.

How to choose devices for the composition of the electrical system



Type of system	Catalog section
Living Now standard system (Switches, sockets and cover plates for the residential electrical system)	1 + 5
Living Now with Netatmo (Connected controls for the smart home, which communicate via radio)	2 + 1 + 5
Living Now MyHOME (Connected controls for the smart home, which communicate via SCS BTicino bus)	3 + 1 + 5
Living Now KNX (Connected controls for the smart home, which communicate via KNX standard bus)	4 + 1 + 5



Note: section n°5 for cover plates range

Living Now KNX

KNX manual control units and thermoregulation



Connected directly to KNX cable (supplied with tap-off connector)
The control unit must be programmed using ETS software

Item	Living Now wired control units
K4651M2KNX	<p>Used to control (ON/OFF, dimming, scenario, forcing), roller shutters (up, down, stop), awnings, and other receivers. Fitted with programmable RGB LEDs (12 colors available) for displaying load status and system status feedback (normal, forced, override, day/night pilot light, etc.) and alarms</p> <p>4 channels control unit - 2 buttons To be fitted with Living Now key cover, plate and support frame</p> 
K4651M3KNX	<p>6 channels control unit - 3 buttons To be fitted with Living Now key cover, plate and support frame</p> 
0 029 00	<p>Touch screen control units With built-in temperature & proximity sensor Max. 16 timings, 8 group events, 8 logic functions To be installed in a flush-mounting box 4" touch screen</p>
0 029 01	<p>9 control pages including switch, dimming, RGB, shutters, scene, HVAC and audio control, and energy metering 5" touch screen 15 control pages including switch, dimming, RGB, shutters, scene, HVAC and audio control, and energy metering</p>

Item	Display thermostat
KG4691F3KNX	<p>Living Now thermostat Flush-mounted backlight display with embedded temperature probe Used to manage different types of heating/cooling system (FCU, heating/cooling valve, fan, electric load, etc.) in combination through KNX with standard HVAC controller such as Cat.Nos 0 026 72/73/74/76/78/79 or 0 028 90) Monitoring of the ambient temperature Adjustment of the temperature set-point and/or fan speed Selection of operating mode To be installed in a flush-mounting box</p>
0 028 90	<p>Modular fan coil controller To control fan coil 2-4 pipes (with 0-10 V or ON-OFF valve and fan speed) or valves 2 x 0-10 V output 5 x 10 A outputs 1 input for PT1000 temperature sensor 4 DIN modules</p>

Living Now KNX

KNX sensors



0 489 18



0 489 19



0 489 21

Constantly check for presence and light levels, switching OFF as soon as the natural light level is sufficient.

Switch ON and OFF automatically

Accurate set-up on site with configuration device

Connected directly to KNX cable (supplied with tap-off connector)

The detector must be programmed using ETS software


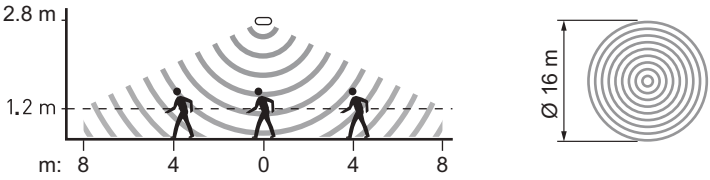

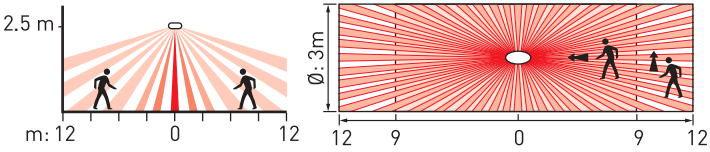

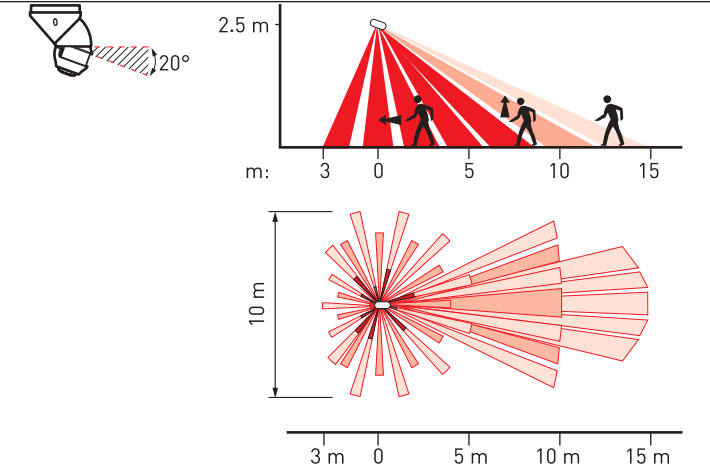

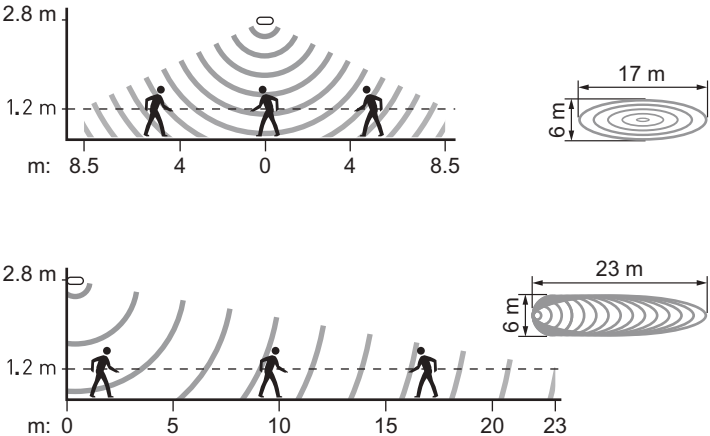

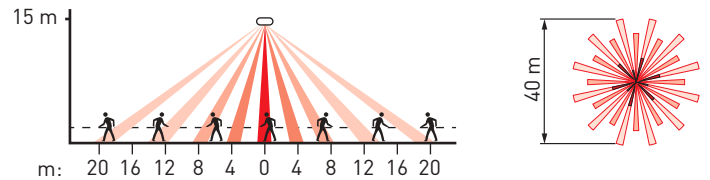
Item	Special presence sensors for work areas
0 489 18	<p>Suitable for meeting rooms, classrooms, open areas, etc.</p> <p>Ceiling mounted 360° passive infrared and ultrasound detection, range 8 m IP 20 Fixes directly in suspended ceiling with springs (supplied) or is installed in a 50 mm deep Batibox flush-mounting box Surface mounted on ceiling using accessory Cat.Nos 0 488 75</p>
0 489 22	<p>360° passive infrared detection with high density lens, range 8 m IP 20 Fixes directly in suspended ceiling with springs (supplied) or is installed in a 50 mm deep Batibox flush-mounting box Surface mounted on ceiling using accessory Cat.No 0 488 75</p>
CP-EBDSPIR-KNX	<p>Connection by KNX red/black connector 360° passive infrared detection, range 7 m Flat and compact sensor for standard heights IP 40 Fixes directly in suspended ceiling with springs (supplied)</p>
CP-MWS6-KNX	<p>360° MW (microwave) detection, range 16 m Flat and compact sensor IP 40 Fixes directly in suspended ceiling with springs (supplied)</p>

Item	Special sensors for corridor
0 489 19	<p>Ceiling mounted motion sensor Double passive infrared detection 360°, lateral range 2 x 12 m IP 20 Recommended fixing height: 2.5 m Fits directly in suspended ceiling with springs (supplied) or is installed in a 50 mm deep Batibox flush-mounting box Cat.No 0 893 58 Surface mounted on ceiling using accessory Cat.No 0 488 75</p>
CP-MWS3A-KNX	<p>Ceiling mounted presence sensor MW (microwave) detection, range up to 23 m Flat and compact sensor with adjustable head for special applications IP 40 Recommended fixing height: 2.8 m Fixes directly in suspended ceiling with springs (supplied)</p>
CP-EBDHS-KNX	<p>Special presence sensor for high bay Ceiling mounted 360° passive infrared detection, high sensitivity, range 40 m Flat and compact sensor for high heights IP 65 Recommended fixing height: 15 m</p>
0 489 21	<p>Special motion sensor for outdoor car parks and cellars Wall or ceiling mounted - surface mounting Passive infrared detection with 270° adjustable head, range 20 m IP 55 Recommended fixing height: 2.5 m Can be fixed in a corner with a special accessory Cat. No 0 489 72</p>

Sensor coverage patterns

Cat. Nos	Installation technology type	Range	Detection area	Examples of applications
0 489 18		6 m (US) 5 m (PIR)	<p>2.5 m 1.2 m m: 3 2.5 0 2.5 3 (US) (PIR) (PIR) (US)</p> <p>Ø US: 6 m Ø PIR: 5 m</p>	Classroom, meeting room, open plan office
0 489 22		8 m	<p>2.5 m m: 4 2 1 0 1 2 4</p> <p>8 m</p>	Individual office, corridor, stairways, restrooms etc.
CP-EBDSPIR-KNX		7 m	<p>2.8 m m: 3.5 2 1 0 1 2 3.5</p> <p>7 m</p>	Individual office, corridor, stairways, restrooms etc.

■ Sensor coverage patterns

Cat. Nos	Installation technology type	Range	Detection area	Examples of applications
CP-MWS6-KNX		16 m		Individual office, corridor, stairways, restrooms etc.
0 489 19		2 x 12 m		Long corridor
0 489 21		18 m		High ceiling areas (warehouses, gymnasium) outdoor car park, basement, laboratory
CP-MWS3A-KNX		23 m		Long corridor
CP-EBDHS-KNX		40 m		High bay

Living Now KNX


KNX modular controllers



0 026 65



0 026 73



0 026 79

Connected with the KNX cable
Configuration using ETS programming software

Item	Modular controllers for dimming
0 026 65	Each output can be controlled by a sensor and/or KNX control unit For DALI control 1 output DALI bus (64 DALI ballasts max) to control up to 16 DALI groups and up to 64 DALI scenes 4 DIN modules
0 026 99	1 output DALI bus (64 DALI ballasts max) to control individually up to 64 DALI luminaires and up to 16 DALI scenes 4 DIN modules
0 026 68	For 1-10V control 10 outputs 1-10 V also controlling 10 ON/OFF circuits (16 A max) 10 DIN modules
0 026 54	For LED and all other LV and ELV loads 2 outputs 2 x 300 W/VA maximum per output 4 DIN modules
0 026 80	Modular ON/OFF controller Each output can be controlled by a sensor and/or KNX control unit 4 x 16 A outputs 4 DIN modules

Item	Modular multi-application ON/OFF controllers
0 026 72	Each output can be controlled by a sensor and/or KNX control unit Multi-application controllers with independent input channels and outputs configurable to control lighting loads, power sockets, roller shutters, and HVAC equipment 8 x 16 A outputs 6 DIN modules
0 026 73	8 x 16 A outputs - 8 inputs 6 DIN modules
0 026 74	12 x 16 A outputs 6 DIN modules
0 026 76	16 x 16 A outputs 10 DIN modules
0 026 78	20 x 16 A outputs 10 DIN modules
0 026 79	20 x 16 A outputs - 18 inputs 10 DIN modules
0 484 18	Room Controller Unit Power modules equipped with output contacts for controlling: - different types of ON/OFF load (lighting, roller shutters, contactors, motors, etc.) - a DALI dimming output for 64 ballasts max. Loads are managed by the controls to which they are linked: either by KNX controls, or by wired connection input terminals (switches, push-buttons, volt-free contacts) Multiphase connection and consumption measurement 8 inputs - 10 outputs 8 DIN modules
0 484 22	16 inputs - 16 outputs 12 DIN modules

Load table at 230 V a.c. 50-60Hz

Cat.Nos	Outputs							
		Halogen lamp	ELV halogen lamp with ferromagnetic or electronic transformer	Fluorescent tube	LED and compact fluorescent lamp	Fluorescent lamp with 1-10 V ballast	DALI	Motors
Modular controllers for dimming								
0 026 65	1	-	-	-	-	-	64 ballasts (group control only)	-
0 026 99	1	-	-	-	-	-	64 ballasts (individual control)	-
0 026 68	10	-	-	-	-	4000 VA	-	-
0 026 54	2	2 x 300 W	2 x 200 VA	2 x 300 VA	2 x 75 W	-	-	-
Modular ON/OFF controllers								
0 026 80	4	2 x 3680 W	4 x 1000 VA	4 x [10 x (2 x 36 W)]	4 x 500 VA	-	-	4 x 500 VA
0 026 72	8	8 x 4000 VA	8 x 1800 VA	8 x 2400 VA	8 x 400 VA	-	-	8 x 1000 VA
0 026 73	8	8 x 4000 VA	8 x 1800 VA	8 x 2400 VA	8 x 400 VA	-	-	8 x 1000 VA
0 026 74	12	12 x 4000 VA	12 x 1800 VA	12 x 2400 VA	12 x 400 VA	-	-	12 x 1000 VA
0 026 76	16	16 x 4000 VA	16 x 1800 VA	16 x 2400 VA	16 x 400 VA	-	-	16 x 1000 VA
0 026 78	20	20 x 4000 VA	20 x 1800 VA	20 x 2400 VA	20 x 400 VA	-	-	20 x 1000 VA
0 026 79	20	20 x 4000 VA	20 x 1800 VA	20 x 2400 VA	20 x 400 VA	-	-	20 x 1000 VA
Room Controller Units								
0 484 18	4	4 x 500 W	4 x 250 VA	4 x [2 x (2 x 36 W)]	4 x 80 VA	-	1 x 64 ballasts	4 x 250 VA
	4	4 x 1000 W	4 x 500 VA	4 x [4 x (2 x 36 W)]	4 x 160 VA	-		4 x 500 VA
	2	2 x 3680 W	2 x 1000 VA	2 x [10 x (2 x 36 W)]	2 x 500 VA	-		2 x 500 VA
0 484 22	4	4 x 500 W	4 x 250 VA	4 x [2 x (2 x 36 W)]	4 x 80 VA	-	1 x 64 ballasts	4 x 250 VA
	8	8 x 1000 W	8 x 500 VA	8 x [4 x (2 x 36 W)]	8 x 160 VA	-		8 x 500 VA
	4	4 x 3680 W	4 x 1000 VA	4 x [10 x (2 x 36 W)]	4 x 500 VA	-		4 x 500 VA

*: Compatible with dimmable LED and compact fluorescent lamps



0 026 93



0 026 92



0 029 17



0 035 07

Connected with the KNX cable
Configuration using ETS programming software

Item	KNX interface - voltage contact
	Connects voltage free contacts devices (switches, push-buttons, alarms, etc.) to the KNX
	Modular
0 026 93	4 inputs 0 to 265 AC/DC powered 2 DIN modules
	Flush mounting
0 026 92	For installation in a flush-mounting box 4 inputs - 4 outputs
	Line coupler
0 028 98	Provides galvanic isolation between lines Necessary in an installation where there are more than 64 KNX participants 2 DIN modules
	IP/KNX router
0 029 17	Can act as main line or backbone coupler Links different KNX networks to each other via the IP infrastructure 2 DIN modules

Item	Modular power supplies
	Powers one KNX line Integrated filter to prevent the short-circuit of BUS messages Voltage 230 V \sim - 30 V \equiv With additional 30 V unfiltered output 7 DIN modules
0 035 06	320 mA
0 035 07	640 mA
	KNX connector
0 488 79	Black and red Supplied in boxes of 50
	KNX cables
	Length 500 m 0.8 mm dia. quad Isolation 4000 V
0 492 91	1 pair: red/black
0 492 92	2 pairs: red/black and yellow/white

Living Now KNX

for 4 and 6 channels control unit




KG01MH2AG KM19MH2 KW01MH2A KG01MH2BED KG01MH2GEN KG01MH2BACK KG01MH2D KW01MH2F KW05MH2

Item	Cover with symbols	Item	Cover with symbols
<input type="checkbox"/> KW01MHAG <input checked="" type="checkbox"/> KG01MHAG <input type="checkbox"/> KM01MHAG	1 module ON/OFFfunction silk-screen printing	<input type="checkbox"/> KW01MH2AG <input checked="" type="checkbox"/> KG01MH2AG <input type="checkbox"/> KM01MH2AG	2 modules ON/OFFfunction silk-screen printing
<input type="checkbox"/> KW19MH <input checked="" type="checkbox"/> KG19MH <input type="checkbox"/> KM19MH	- + and - silk-screen printing for dimmer	<input type="checkbox"/> KW19MH2 <input checked="" type="checkbox"/> KG19MH2 <input type="checkbox"/> KM19MH2	- + and - silk-screen printing for dimmer
<input type="checkbox"/> KW01A <input checked="" type="checkbox"/> KG01A <input type="checkbox"/> KM01A	LIGHT/WAKE UP symbol	<input type="checkbox"/> KW01MH2A <input checked="" type="checkbox"/> KG01MH2A <input type="checkbox"/> KM01MH2A	LIGHT/WAKE UP symbol
<input type="checkbox"/> KW01MHBED <input checked="" type="checkbox"/> KG01MHBED <input type="checkbox"/> KM01MHBED	BED symbol	<input type="checkbox"/> KW01MH2BED <input checked="" type="checkbox"/> KG01MH2BED <input type="checkbox"/> KM01MH2BED	BED symbol
<input type="checkbox"/> KW01MHGEN <input checked="" type="checkbox"/> KG01MHGEN <input type="checkbox"/> KM01MHGEN	GOING OUT symbol	<input type="checkbox"/> KW01MH2GEN <input checked="" type="checkbox"/> KG01MH2GEN <input type="checkbox"/> KM01MH2GEN	GOING OUT symbol
<input type="checkbox"/> KW01MHBACK <input checked="" type="checkbox"/> KG01MHBACK <input type="checkbox"/> KM01MHBACK	COMING IN symbol	<input type="checkbox"/> KW01MH2BACK <input checked="" type="checkbox"/> KG01MH2BACK <input type="checkbox"/> KM01MH2BACK	COMING IN symbol
<input type="checkbox"/> KW01D <input checked="" type="checkbox"/> KG01D <input type="checkbox"/> KM01D	BELL symbol	<input type="checkbox"/> KW01MH2D <input checked="" type="checkbox"/> KG01MH2D <input type="checkbox"/> KM01MH2D	BELL symbol
<input type="checkbox"/> KW01F <input checked="" type="checkbox"/> KG01F <input type="checkbox"/> KM01F	KEY symbol	<input type="checkbox"/> KW01MH2F <input checked="" type="checkbox"/> KG01MH2F <input type="checkbox"/> KM01MH2F	KEY symbol
<input type="checkbox"/> KW05 <input checked="" type="checkbox"/> KG05 <input type="checkbox"/> KM05	UP/DOWN silk-screen printing for shutters	<input type="checkbox"/> KW05MH2 <input checked="" type="checkbox"/> KG05MH2 <input type="checkbox"/> KM05MH2	UP/DOWN silk-screen printing
<input type="checkbox"/> KW06MH <input checked="" type="checkbox"/> KG06MH <input type="checkbox"/> KM06MH	STOP symbol silk-screen printing for shutters	Cover for the comand of heating, ventilation, boiler 1 module <input type="checkbox"/> KW01PN <input checked="" type="checkbox"/> KG01PN <input type="checkbox"/> KM01PN	Cover for heating comand
		<input type="checkbox"/> KW01RN <input checked="" type="checkbox"/> KG01RN <input type="checkbox"/> KM01RN	Cover for ventilation comand
		<input type="checkbox"/> KW01SN <input checked="" type="checkbox"/> KG01SN <input type="checkbox"/> KM01SN	Cover for boiler comand

White colour cover
 Black colour cover
 Sand colour cover
 ○ Neutral item (without cover)

Items in orange colour: New products

Living Now



Installation and cover plate range






















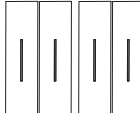
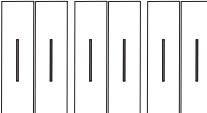
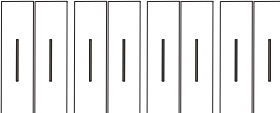
SECTION 5

Living Now cover plates

Cover plates range, boxes, supports, examples of installation and function composition



SELECTION TABLE

Flush mounted boxes	2 modules  502E (70x70x50 mm)	2+2 modules  502E (70x70x50 mm)	2+2+2 modules  502E (70x70x50 mm)	2+2+2+2 modules  502E (70x70x50 mm)
Plasterboard boxes	 PB502N (Ø 71x50.5 mm)	 PB502N (Ø 71x50.5 mm)	 PB502N (Ø 71x50.5 mm)	 PB502N (Ø 71x50.5 mm)
Supports	 K4702 (*)	 K4702 (*)	 K4702 (*)	 K4702 (*)
No. of function modules	 2 modules	 2+2 modules	 2+2+2 modules	 2+2+2+2 modules
Living Now cover plates	 KA4802...(**)	 KA4802M2...(**)	 KA4802M3...(**)	 KA4802M4...(**)
No. of 1-module covers required for the completion of the light point	 2 covers	 2+2 covers	 2+2+2 covers	 2+2+2+2 covers

Note: (*) supplied without screws. Fastening using the screws supplied with boxes 502E and PB502N.
 (**) both horizontal and vertical installation



- Note: protective shell supplied with supports, available in all modularities.

To be used:

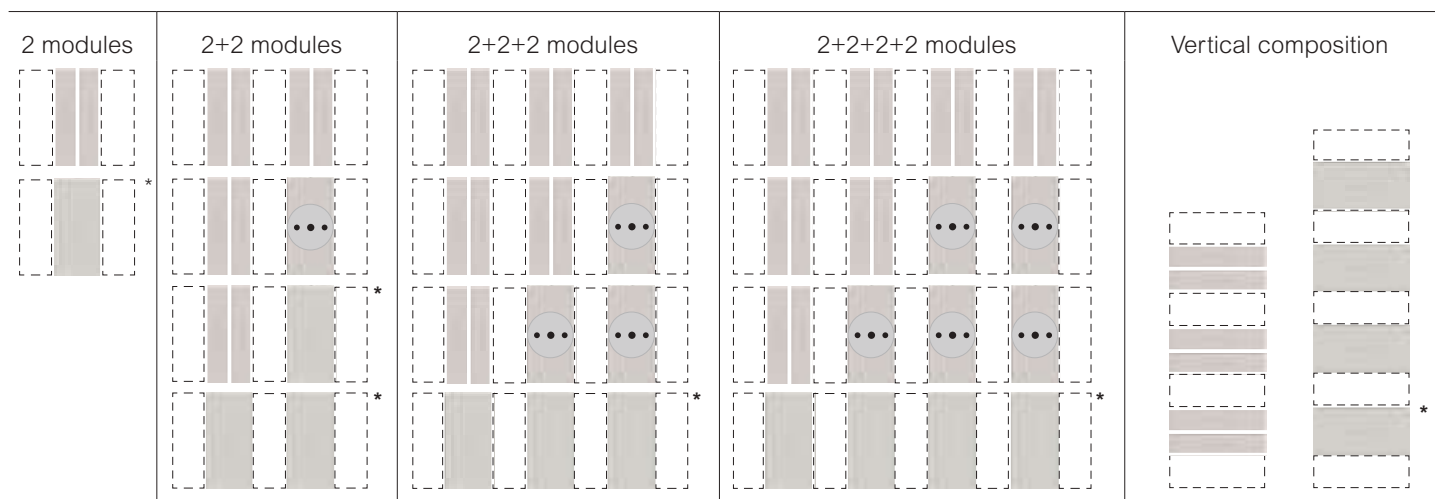
- at the site, before the installation of cover plates and covers
- after removing cover plates and covers when painting the walls

Living Now
installation examples


EXAMPLE OF INSTALLATION OF THE FUNCTIONS WITH 1-MODULE COVER



EXAMPLE OF FUNCTIONS COMPOSITION



* **Note:** for solutions using one 2-module cover for the main controls, it will be necessary to use two "half-module blanking modules" (item K4949) at the sides of the control. (see the sample diagrams below)



WHITE

WHITE - KW
(Material: techno polymer)



GOLD - ZW
(Material: zamak)



MOON - NW
(Material: zamak)



ICE - DW
(Material: techno polymer)



SKY - DA
(Material: techno polymer)



PIXEL - MW
(Material: techno polymer - pixel effect)

SAND

SAND - KM
(Material: techno polymer)



COPPER - ZM
(Material: zamak)



OAK - LM
(Material: wood)



AURA - DM
(Material: techno polymer)



OPTIC - MM
(Material: techno polymer - pixel effect)

Notes:

- The cover plate/cover combinations shown in these pages are purely indicative. Each cover plate can in fact be combined with covers of any colours, as required by the customer (white, sand and black).
- The zamak and wood finishes are obtained using non-mass production procedures. The differences among the various cover plates are therefore a distinguishing valuable element.

BLACK



BLACK - KG
(Material: techno polymer)



SPACE - NG
(Material: zamak)



Steel - ZG
(Material: zamak)


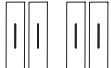

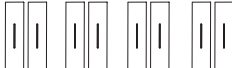






















WALNUT - LG
(Material: wood)





















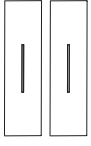
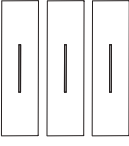
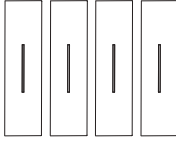
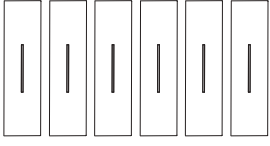


NIGHT - DG
(Material: techno polymer)

SELECTION TABLE

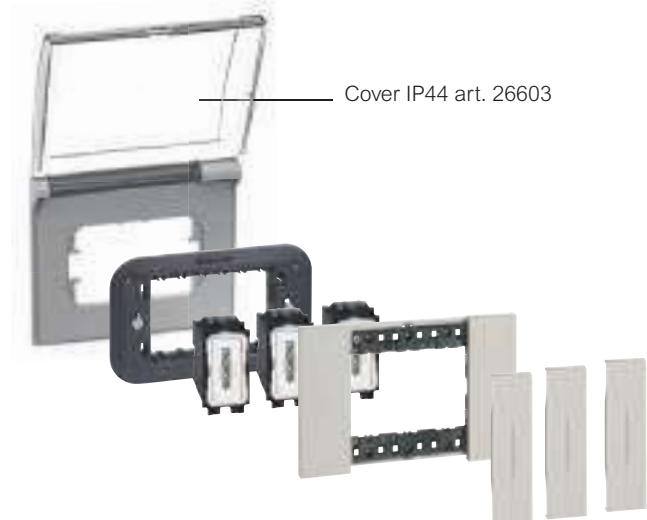
Finish	 2 modules		 2+2 modules		 2+2+2 modules		 2+2+2+2 modules	
	 WHITE	KA4802KW	KA4802M2KW	KA4802M3KW	KA4802M4KW			
 GOLD	KA4802ZW	KA4802M2ZW	KA4802M3ZW	KA4802M4ZW				
 MOON	KA4802NW	KA4802M2NW	KA4802M3NW	KA4802M4NW				
 ICE	KA4802DW	KA4802M2DW	KA4802M3DW	KA4802M4DW				
 SKY	KA4802DA	KA4802M2DA	KA4802M3DA	KA4802M4DA				
 PIXEL	KA4802MW	KA4802M2MW	KA4802M3MW	KA4802M4MW				
 SAND	KA4802KM	KA4802M2KM	KA4802M3KM	KA4802M4KM				
 COPPER	KA4802ZM	KA4802M2ZM	KA4802M3ZM	KA4802M4ZM				
 OAK	KA4802LM	KA4802M2LM	KA4802M3LM	KA4802M4LM				
 AURA	KA4802DM	KA4802M2DM	KA4802M3DM	KA4802M4DM				
 OPTIC	KA4802MM	KA4802M2MM	KA4802M3MM	KA4802M4MM				
 BLACK	KA4802KG	KA4802M2KG	KA4802M3KG	KA4802M4KG				
 SPACE	KA4802NG	KA4802M2NG	KA4802M3NG	KA4802M4NG				
 STEEL	KA4802ZG	KA4802M2ZG	KA4802M3ZG	KA4802M4ZG				
 WALNUT	KA4802LG	KA4802M2LG	KA4802M3LG	KA4802M4LG				
 NIGHT	KA4802DG	KA4802M2DG	KA4802M3DG	KA4802M4DG				
Supports	 K4702	 K4702 (x 2)	 K4702 (x 3)	 K4702 (x 4)				

SELECTION TABLE

	2 modules	3 modules	4 modules	6 modules
Flush mounted boxes	 502E (70x70x50 mm)	 503E (108x74x53.5 mm)	 504E (133x74x53.5 mm)	 506L (183.5x90x53.5 mm)
Plasterboard boxes	 PB502N (Ø 71x50.5 mm)	 PB503N (110x71x52 mm)	 PB504N (132.5x71x52 mm)	 PB506N (183x71x52 mm)
Supports	 K4702 (*)	 K4703 with screws	 K4704 with screw	 K4706 with screw
No. of function modules	 2 modules	 3 modules	 4 modules	 6 modules
Living Now cover plates	 KA4802...	 KA4803...	 KA4804...	 KA4806...
No. of 1-module covers required for the completion of the light point	 2 covers	 3 covers	 4 covers	 6 covers

* **Note:** supplied without screws. Fastening using the screws supplied with boxes 502E and PB502N.

PROTECTED INSTALLATIONS



- Note: protective shell supplied with supports, available in all modularities.

To be used:

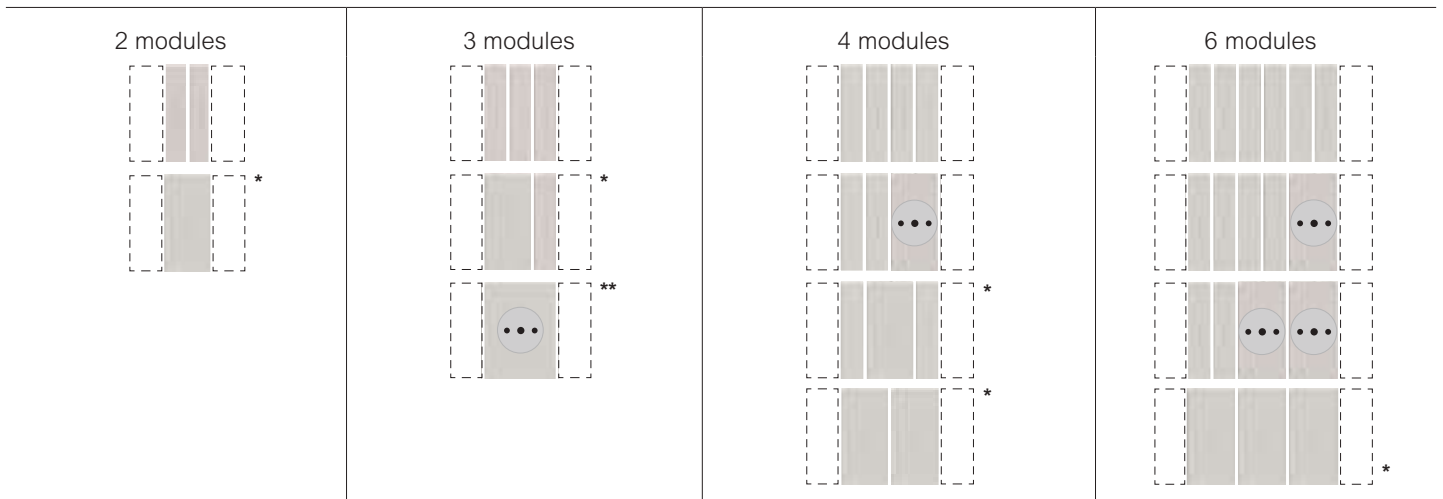
- at the site, before the installation of cover plates and covers
- after removing cover plates and covers when painting the walls

Living Now
installation examples

EXAMPLE OF INSTALLATION OF THE FUNCTIONS WITH 1-MODULE COVER

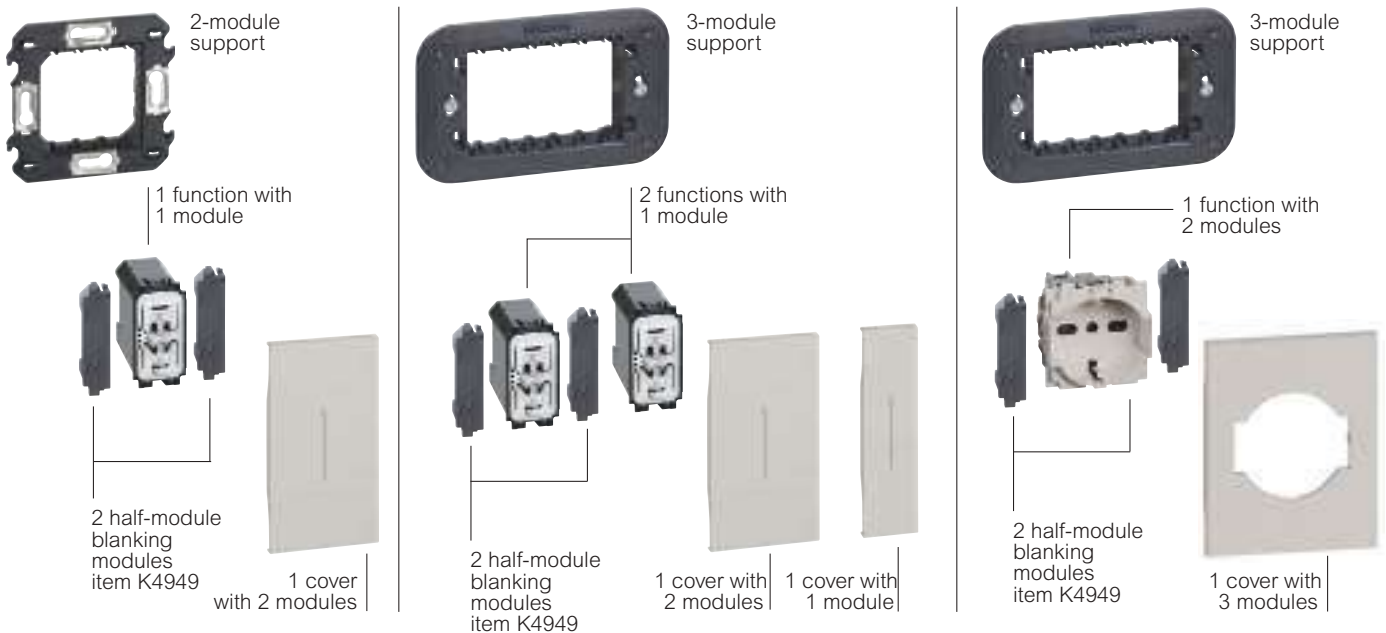


EXAMPLE OF FUNCTIONS COMPOSITION



* **Note:** for solutions using one 2-module cover for the main controls, it will be necessary to use two "half-module blanking modules" (item K4949) at the sides of the control. (see the sample diagrams below)

** German standard socket centred on 3-module light point




WHITE

WHITE - KW
(Material: techno polymer)



GOLD - ZW
(Material: zamak)



MOON - NW
(Material: zamak)



ICE - DW
(Material: techno polymer)



SKY - DA
(Material: techno polymer)



PIXEL - MW
(Material: techno polymer - pixel effect)

SAND

SAND - KM
(Material: techno polymer)



COPPER - ZM
(Material: zamak)



OAK - LM
(Material: wood)



AURA - DM
(Material: techno polymer)



OPTIC - MM
(Material: techno polymer - pixel effect)

Notes:

- The cover plate/cover combinations shown in these pages are purely indicative. Each cover plate can in fact be combined with covers of any colours, as required by the customer (white, sand and black).
- The zamak and wood finishes are obtained using non-mass production procedures. The differences among the various cover plates are therefore a distinguishing valuable element.

BLACK



BLACK - KG
(Material: techno polymer)



SPACE - NG
(Material: zamak)



Steel - ZG
(Material: zamak)




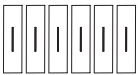






















WALNUT - LG
(Material: wood)


























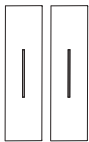
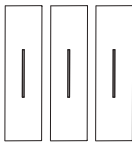
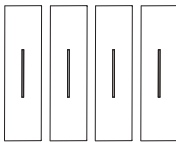
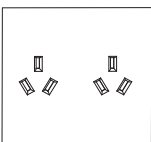
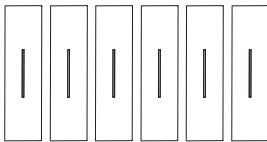


NIGHT - DG
(Material: techno polymer)

SELECTION TABLE

Finish	 2 modules		 3 modules		 4 modules		 6 modules	
	 WHITE	KA4802KW	KA4803KW	KA4804KW	KA4806KW			
 GOLD	KA4802ZW	KA4803ZW	KA4804ZW	KA4806ZW				
 MOON	KA4802NW	KA4803NW	KA4804NW	KA4806NW				
 ICE	KA4802DW	KA4803DW	KA4804DW	KA4806DW				
 SKY	KA4802DA	KA4803DA	KA4804DA	KA4806DA				
 PIXEL	KA4802MW	KA4803MW	KA4804MW	KA4806MW				
 SAND	KA4802KM	KA4803KM	KA4804KM	KA4806KM				
 COPPER	KA4802ZM	KA4803ZM	KA4804ZM	KA4806ZM				
 OAK	KA4802LM	KA4803LM	KA4804LM	KA4806LM				
 AURA	KA4802DM	KA4803DM	KA4804DM	KA4806DM				
 OPTIC	KA4802MM	KA4803MM	KA4804MM	KA4806MM				
 BLACK	KA4802KG	KA4803KG	KA4804KG	KA4806KG				
 SPACE	KA4802NG	KA4803NG	KA4804NG	KA4806NG				
 STEEL	KA4802ZG	KA4803ZG	KA4804ZG	KA4806ZG				
 WALNUT	KA4802LG	KA4803LG	KA4804LG	KA4806LG				
 NIGHT	KA4802DG	KA4803DG	KA4804DG	KA4806DG				
Supports	 K4702	 K4703	 K4704	 K4706				

SELECTION TABLE


Flush mounted boxes	2 modules  502E (70x70x50 mm)	3 modules  503E (108x74x53.5 mm)	4 modules  504E (133x74x53.5 mm)	4 modules socket K4134 (to be used with 3 module boxes only)  503E (108x74x53.5 mm)	6 modules  506L (183.5x90x53.5 mm)
Plasterboard boxes	 PB502N (Ø 71x50.5 mm)	 PB503N (110x71x52 mm)	 PB504N (132.5x71x52 mm)	 PB503N (110x71x52 mm)	 PB506N (183x71x52 mm)
Supports (screw fixing only)	 K4702 (*)	 K4703AU with screws	 K4704 with screw	 Provided with socket	 K4706 with screw
No. of function modules	 2 modules	 3 modules	 4 modules	 4 modules	 6 modules
Living Now cover plates	 KA4802...	 KA4803...	 KA4804...	 KA4814...	 KA4806...
No. of 1-module covers required to complete the switches	 2 covers	 3 covers	 4 covers	 specific covers	 6 covers

* **Note:** supplied without screws. Fastening using the screws supplied with boxes 502E and PB502N.

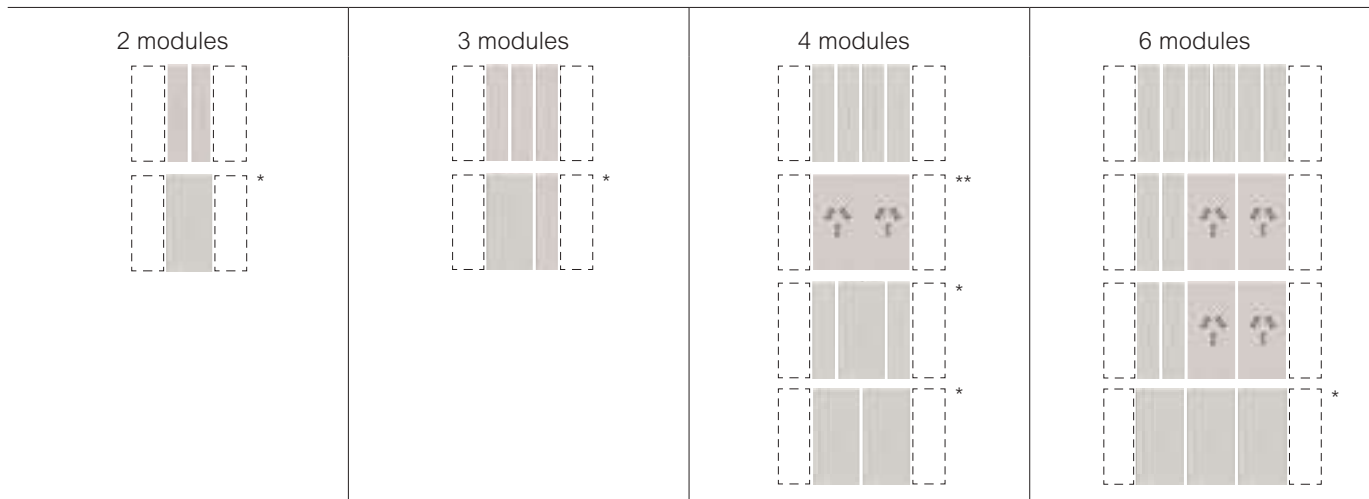
Living Now

installation examples

EXAMPLE OF INSTALLATION OF THE LIGHT POINT WITH 1-MODULE COVER




EXAMPLE OF LIGHT POINT COMPOSITION



* **Note:** for solutions using one 2-module cover for the main controls, it will be necessary to use two "half-module blanking modules" (item K4949) at the sides of the control. (see the sample diagrams below)

** monoblock installed on a three module box




WHITE

WHITE - KW
(Material: techno polymer)



GOLD - ZW
(Material: zamak)



MOON - NW
(Material: zamak)



ICE - DW
(Material: techno polymer)



SKY - DA
(Material: techno polymer)



PIXEL - MW
(Material: techno polymer - pixel effect)

BLACK

BLACK - KG
(Material: techno polymer)



SPACE - NG
(Material: zamak)



Steel - ZG
(Material: zamak)



WALNUT - LG
(Material: wood)
























NIGHT - DG
(Material: techno polymer)

Notes:


- The cover plate/cover combinations shown in these pages are purely indicative. Each cover plate can in fact be combined with covers of any colours, as required by the customer (white, sand and black).
- The zamak and wood finishes are obtained using non-mass production procedures. The differences among the various cover plates are therefore a distinguishing valuable element.

SELECTION TABLE

						
Finish		2 modules	3 modules	4 modules	specific covers	6 modules
	WHITE	KA4802KW	KA4803KW	KA4804KW	KA4814KW	KA4806KW
	GOLD	KA4802ZW	KA4803ZW	KA4804ZW	KA4814ZW	KA4806ZW
	MOON	KA4802NW	KA4803NW	KA4804NW	KA4814NW	KA4806NW
	ICE	KA4802DW	KA4803DW	KA4804DW	KA4814DW	KA4806DW
	SKY	KA4802DA	KA4803DA	KA4804DA	KA4814DA	KA4806DA
	PIXEL	KA4802MW	KA4803MW	KA4804MW	KA4814MW	KA4806MW
	BLACK	KA4802KG	KA4803KG	KA4804KG	KA48104KG	KA4806KG
	SPACE	KA4802NG	KA4803NG	KA4804NG	KA4814NG	KA4806NG
	STEEL	KA4802ZG	KA4803ZG	KA4804ZG	KA4814ZG	KA4806ZG
	WALNUT	KA4802LG	KA4803LG	KA4804LG	KA4814LG	KA4806LG
	NIGHT	KA4802DG	KA4803DG	KA4804DG	KA4814DG	KA4806DG
Supports						
		K4702	K4703AU	K4704	Provided with socket	K4706

COMPOSITION OF DIGITAL CONTROLS

For each type of box, the electrified frames used and the number of devices and the accessories that can be installed are indicated.

	2 modules	3 modules	4 modules		
Flush mounted boxes	 502E (70x70x50 mm)	 503E (108x74x53.5 mm)	 504E (133x74x53.5 mm)		
Plasterboard boxes	 PB502N (ø 71x50,5 mm)	 PB503N (110x71x52 mm)	 PB504N (132.5x71x52 mm)		
Supports	 K8102	 K4703 with screws	 K4704 with screws		
Flush mounted boxes - connection module K8001; - actuators K8002L and e K8002S; - additional power supply K8003 (2 modules).	*  3 modules		*  4 modules		
Blanking module K4950	 max. 2 blanking modules		 max. 3 blanking modules		
Electrified frame	 3 modules ..8102P1	 3 modules ..8103	 3+1 modules ..8103P1	 4 modules ..8104	 4+1 modules ..8104P1
Voice control item ..8013 (3 modules) Digital control Light item ..8010 and Full item ..8011 Cover for blanking module item 4950					

WARNING FOR THE SELECTION OF THE DEVICES:

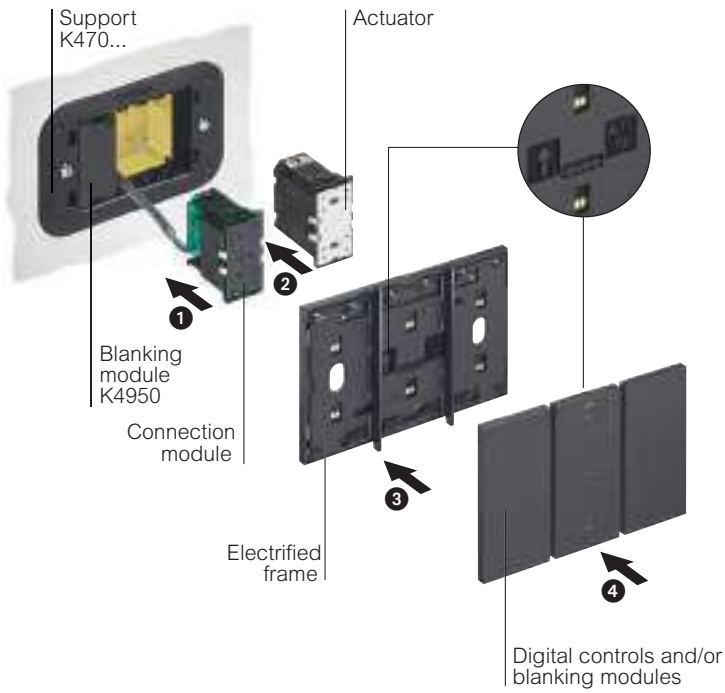
- Note (*)** The connection module is necessary; its position is free inside the box.
- If the installation of the additional power supply, item K8003, is required for the voice command, item8013 (see the MyHOME guide for the details), connection module item K8001 must not be installed. The additional power supply (space required 2 modules) can only be installed in the electrified frame or together with 1 or 2 actuators, depending on the size of the box.

Living Now

installation examples

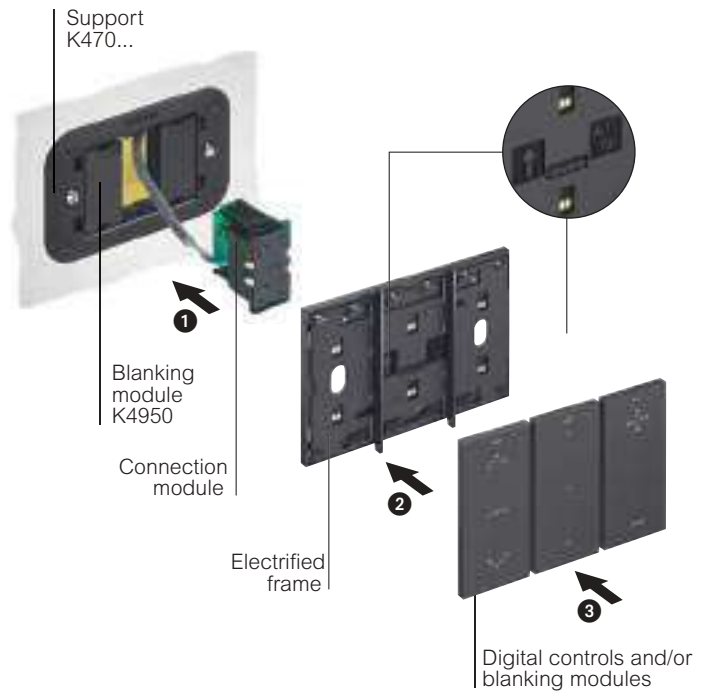
INSTALLATION EXAMPLE OF THE DIGITAL CONTROLS

Installation with flush-mounted actuator



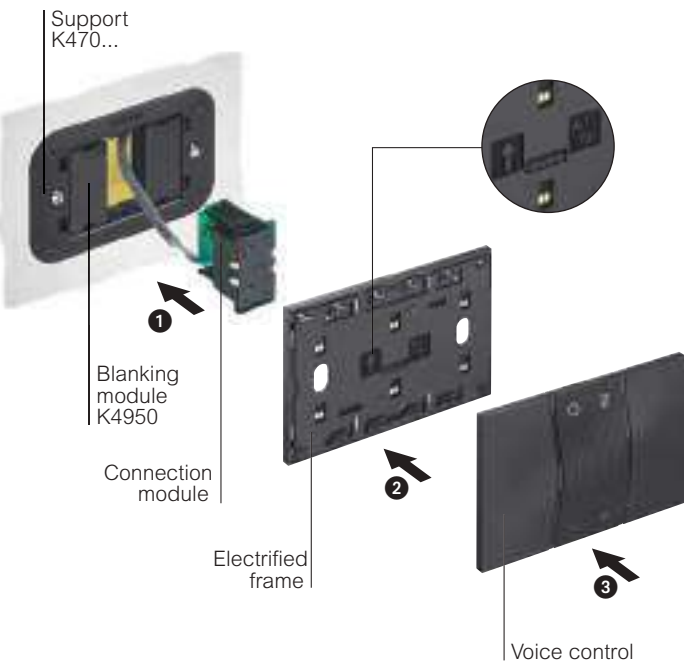
Use in conjunction with the connection module, or another actuator, to take up the power voltage.

Installation with actuator in DIN switchboard



At the side of the connection module, install 2 false poles, item K4950, in any position.

Installation of the voice control



Remove the finishing bars from the electrified frame. When installing power supply item K8003, connection module item K8001 must not be used.

Living Now

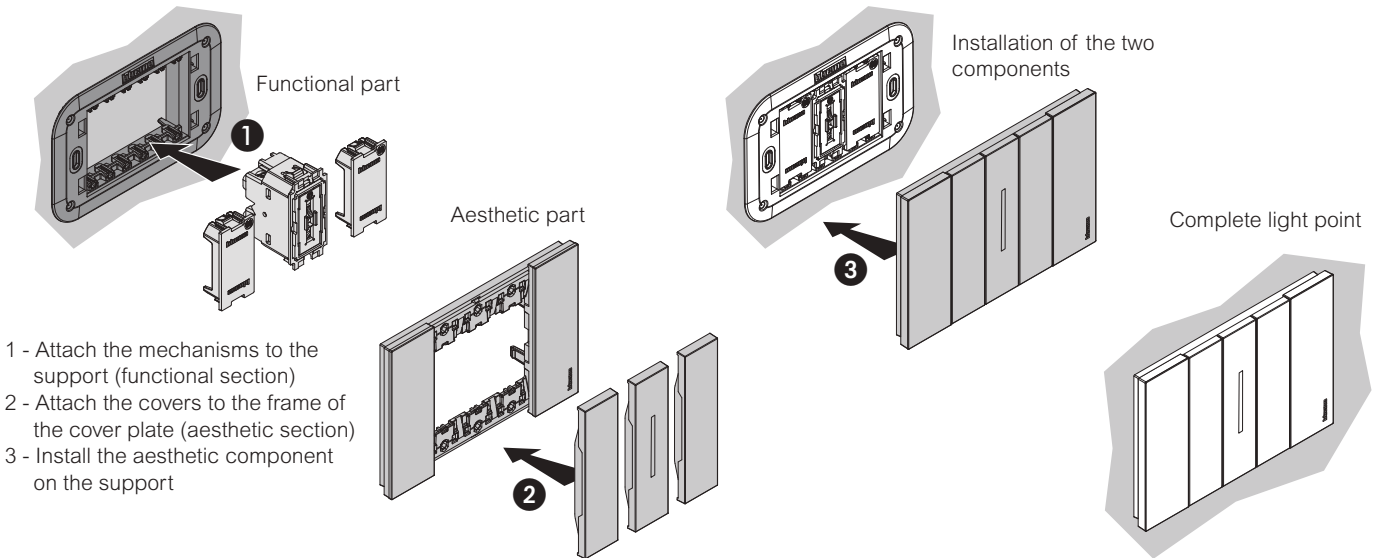


Technical information, dimensional data

Living Now

how to install the covers

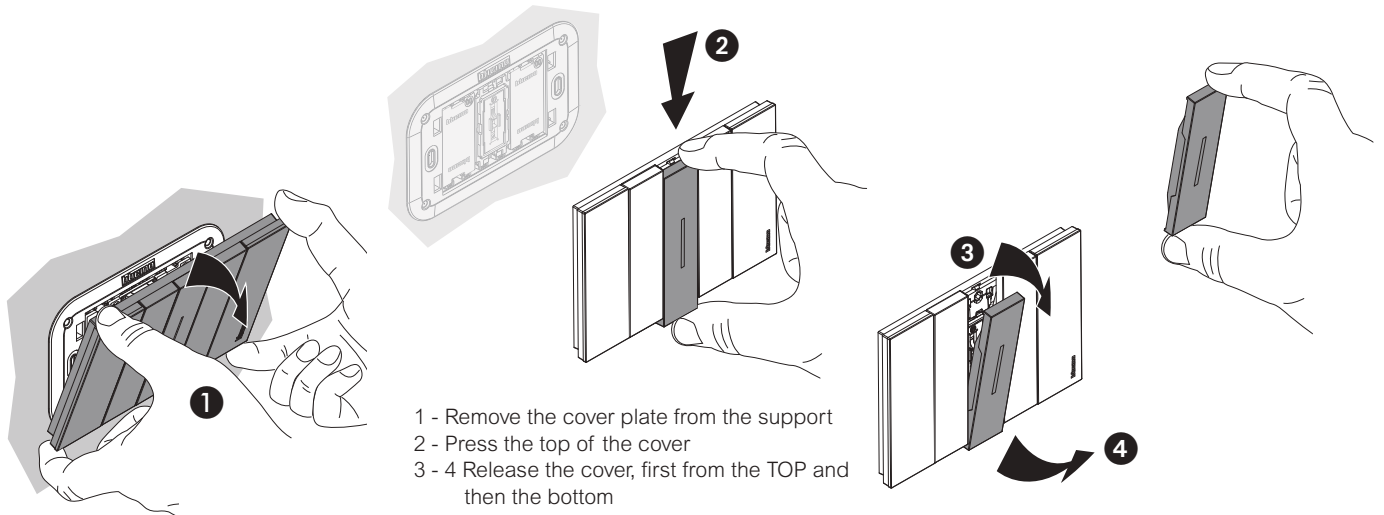
INSTALLATION



REMOVING MOBILE COVERS



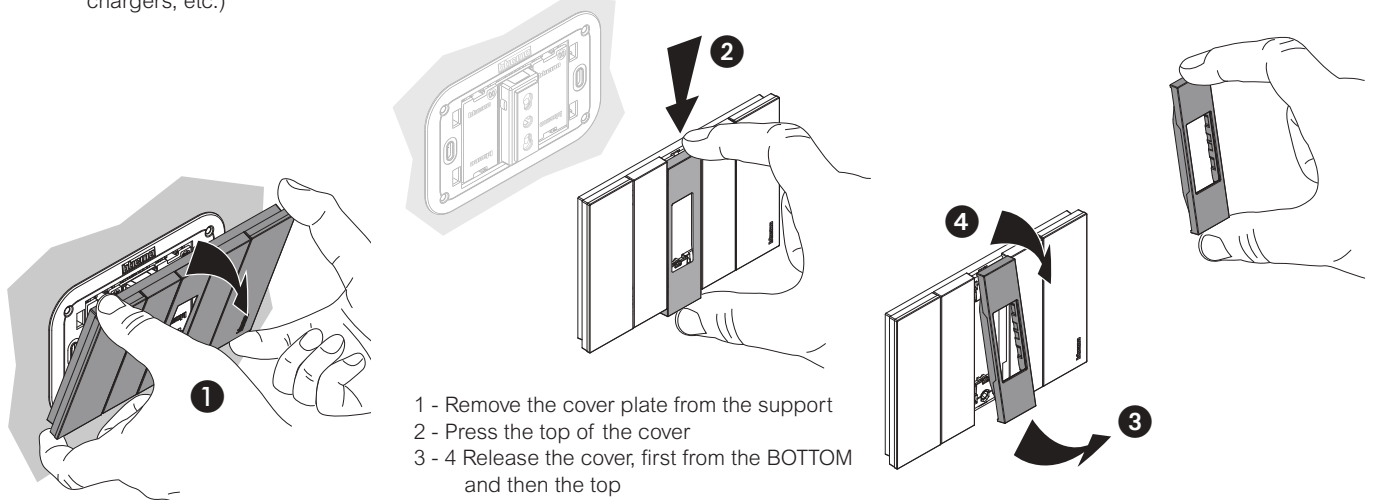
Mobile covers are those that move in relation to the light point, to allow the activation of a control (traditional, connected or MyHOME)



REMOVING FIXED COVERS

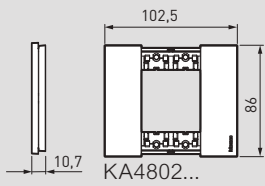


Fixed covers those are attached to the cover plates, such as for example blanking modules and all non-control devices (e.g. sockets, RJ connectors, TV sockets, USB chargers, etc.)

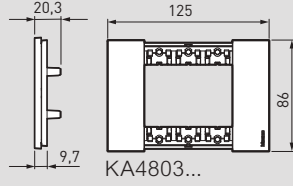


Living Now cover plates (3 module area system)

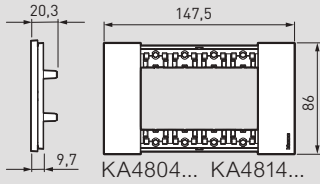
2-module cover plate



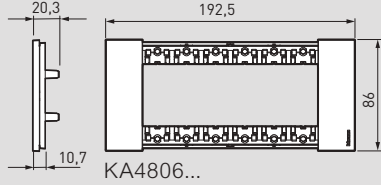
3-module cover plate



4-module cover plate

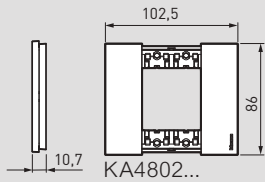


6-module cover plate

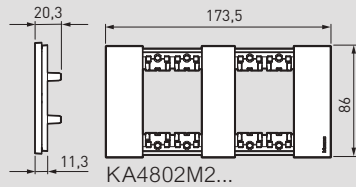


Living Now cover plates (2 module area system)

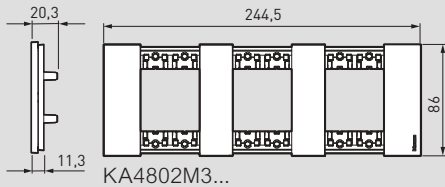
2-module cover plate



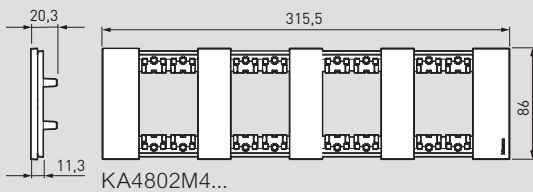
2+2-module cover plate



2+2+2-module cover plate

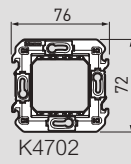


2+2+2+2-module cover plate

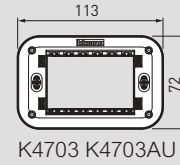


Living Now supports (3 module area system)

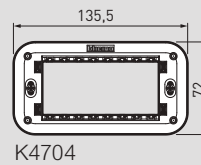
2-module support



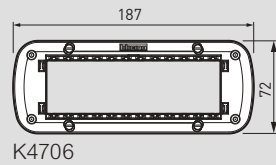
3-module support



4-module support

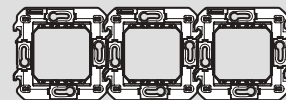
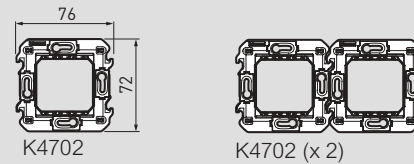


6-module support

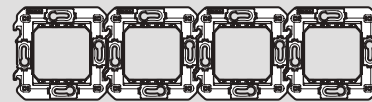


Living Now support (2 module area system)

2-module support



K4702 (x 3)



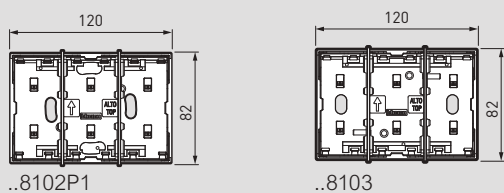
K4702 (x 4)

Living Now

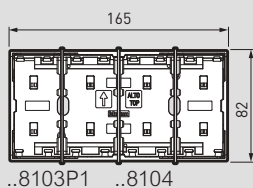
dimensional data

Living Now MyHOME electrified frames

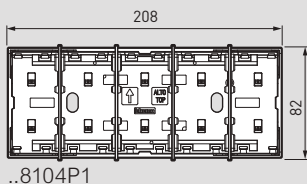
3-module electrified frame



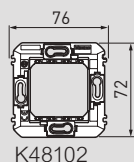
3+1-module electrified frame, 4 module



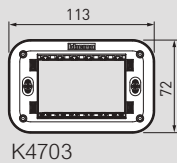
4+1-module electrified frame



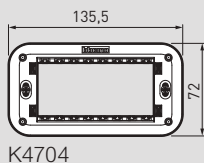
2-module support



3-module support

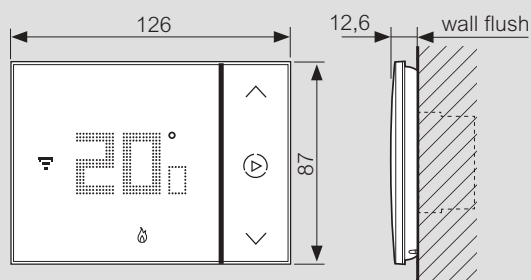


4-module support



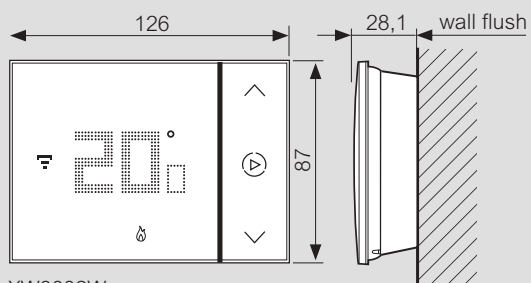
Smarter with Netatmo

flush mounted installation



XW8002 - XM8002 - XG8002

plasterboard installation



XW8002W

NOTE



NOTE



NOTE



BTicino SpA
Viale Borri, 231
21100 Varese - Italy
www.bticino.com

AD-EXLW2M25C/GB - Edition 01/2025